

# ZM Series Subminiature Snap-acting Switches



## Features/Benefits

- **Reliable snap-acting mechanism**
- **Long electrical and mechanical life**
- **Compact size—Ideal when space is limited**
- **Various PCB terminals and actuators**
- **RoHS compliant / compatible**

## Typical Applications

- **PCB detection switch**
- **Communication devices**
- **Testing equipment**
- **Security/Alarm systems**
- **Consumer electronics**

UL61058-1  

## Specifications

CONTACT RATING: F7: 3A @ 125 VAC  
M9: 0.2A @ 60 VDC.  
ELECTRICAL LIFE: 10,000 Cycles. @ 3A  
INSULATION RESISTANCE: 100 M ohm min.  
DIELECTRIC STRENGTH: 1000 Vrms.  
OPERATING TEMPERATURE: -30°C to 85°C.  
OPERATING FORCE: CJ: 150 grams, CH: 90 grams.

\* Low Level=conditions where no arcing occurs during switching, i.e., 0.4 VA max. @ 20 V AC or DC max.

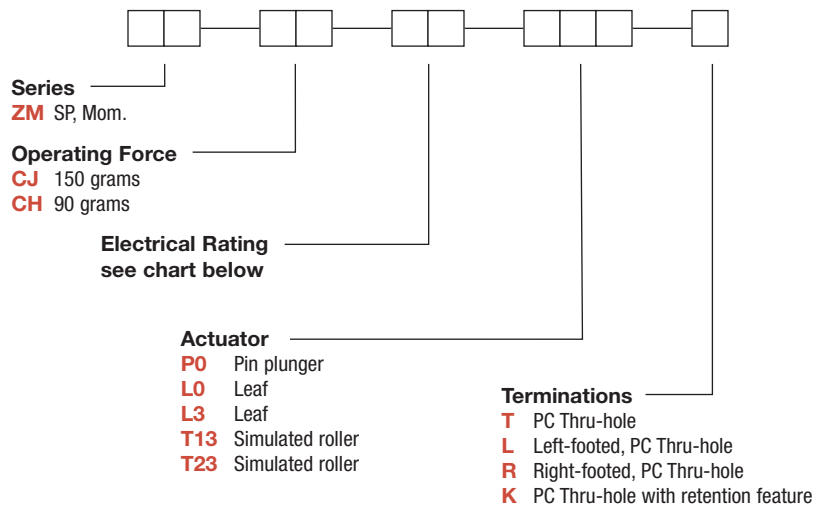
## Materials




COVER: Nylon 6/6  
ACTUATOR BUTTON: Nylon 6/6  
CASE: Nylon 6/6  
SPRING: SUS  
MOVABLE BLADE: BeCu  
MOVABLE CONTACT: Silver alloy (M9 option gold plated)  
FIXED CONTACTS: Silver alloy (M9 option Au plated)  
FIXED TERMINALS: Brass - Ag plated.  
ACTUATOR (Leaf / Roller options): SUS

**NOTE:** Specifications and materials listed above are for switches with standard options. For information on specific and custom switches, consult Customer Service Center.

## Build-A-Switch

To order, simply select desired option from each category and place in the appropriate box. Available options are shown and described on pages J-34 and J-35. For additional options not shown in catalog, consult Customer Service Center.



Option Code	 UL 1054	 UL 61058-1	
<b>F7</b>	3 A 125 V AC	3 A 125 V AC 3 A 30 V DC	3 A 125 V AC
<b>M9</b>	0.1 A 48 V DC 0.2 A 60 V DC 0.1 A 125 V AC	0.1 A 48 V DC 0.2 A 60 V DC 0.1 A 125 V AC	0.1 A 48 V DC 0.2 A 60 V DC 0.1 A 125 V AC



Third Angle Projection

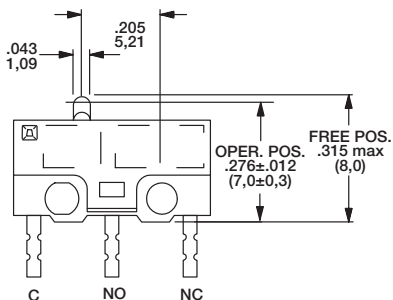
Dimensions are shown: Inches (mm)  
Specifications and dimensions subject to change



# ZM Series Subminiature Snap-acting Switches

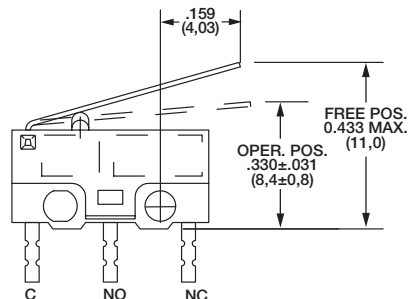
## ACTUATOR

**P0** PIN PLUNGER



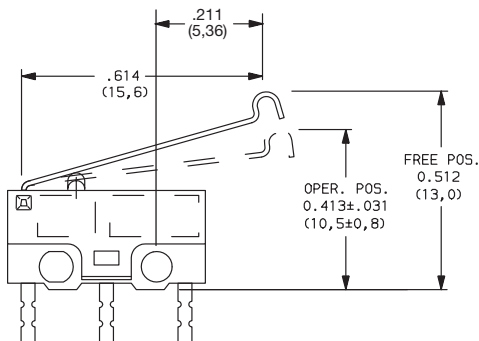
**L0** LEAF, 50 GRAMS (CJ ONLY)

**L3** LEAF, 30 GRAMS (CH ONLY)



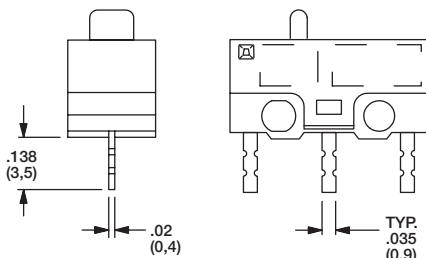
**T13** SIMULATED ROLLER, 40 GRAMS (CJ ONLY)

**T23** SIMULATED ROLLER, 25 GRAMS (CH ONLY)

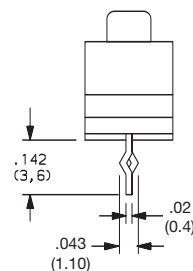


## TERMINATIONS

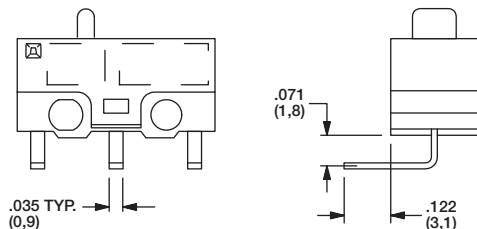
**T** (STD.) PC THRU-HOLE



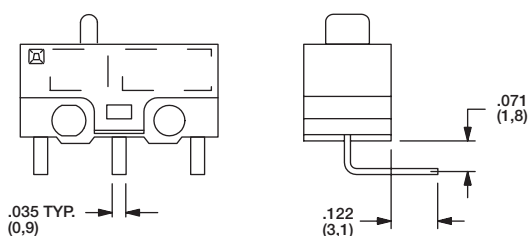
**K** PC THRU-HOLE WITH RETENTION FEATURE



**L** LEFT FOOTED, PC THRU-HOLE



**R** RIGHT FOOTED, PC THRU-HOLE



Third Angle Projection

Dimensions are shown: Inches (mm)  
Specifications and dimensions subject to change



Snap-acting