





# VLCF4020T-100MR85

Applications		Commercial Grade
Feature		Wire Wound
		Magnetic Shield
		Ferrite Core
Series	VLCF Series / VLCF4020 Type	
Status	PROD	



Size	
Length(L)	4.00mm +/-0.10mm
Width(W)	4.00mm +/-0.10mm
Thickness(T)	2.00mm Max.
Recommended Land Pattern (A)	1.60mm Nom.
Recommended Land Pattern (B)	1.30mm Nom.
Recommended Land Pattern (C)	2.50mm Nom.
Recommended Land Pattern (D)	3.90mm Nom.

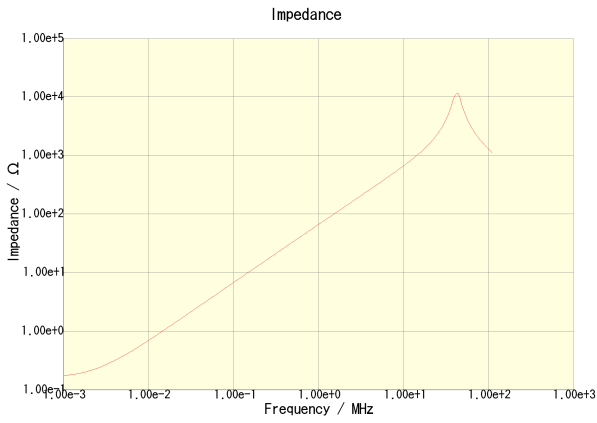
Electrical Characteristics	
Inductance	10uH +/-20% at 100kHz
Rated Current (L Change) [Max.]	850mA (30% Down)
Rated Current (Temperature Rise) [Typ.]	1.22A (40degC Rise)
DC Resistance [Nom.]	168mΩ
DC Resistance [Max.]	185mΩ

Other	
Operating Temp. Range (Including Self-Temp. Rise)	-40 to 105degC
Soldering Method	Reflow
AEC Q200	No
Packing	Blister (Plastic)Taping [180mm Reel]
Package Quantity	1000Pcs Min.
Weight	0.112g

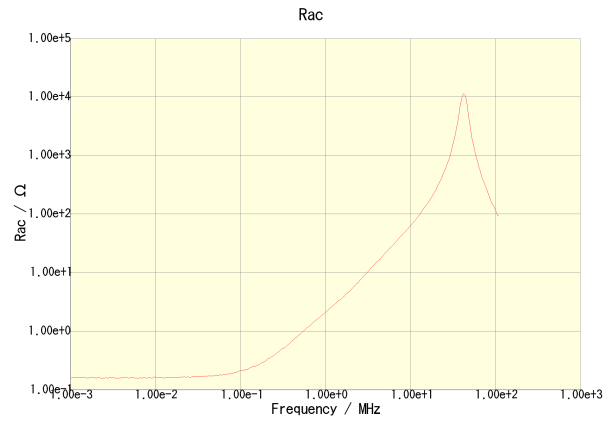
•This PDF document was created based on the data listed on the TDK Corporation website.  
 •All specifications are subject to change without notice.

# VLCF4020T-100MR85

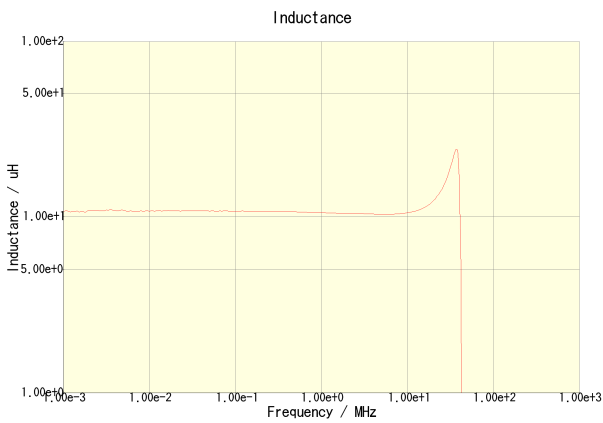
**Characteristic Graphs** (This is reference data, and does not guarantee the product's characteristics.)



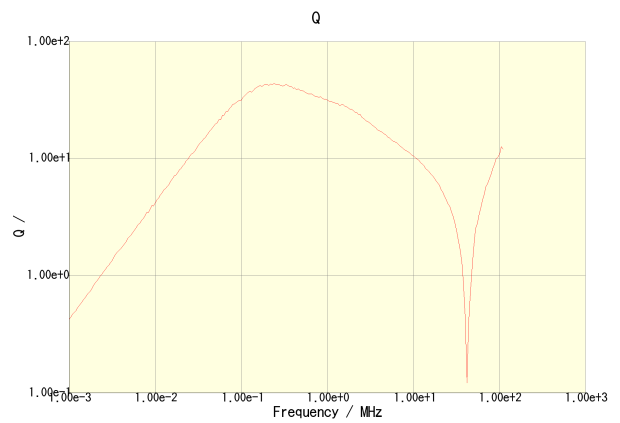
**VLCF4020T-100MR85**



**VLCF4020T-100MR85**



**VLCF4020T-100MR85**

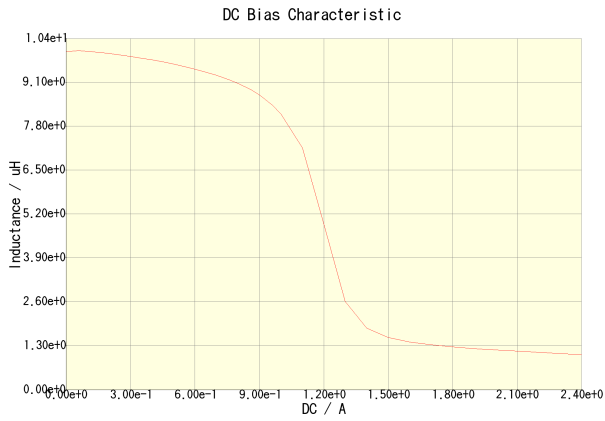


**VLCF4020T-100MR85**

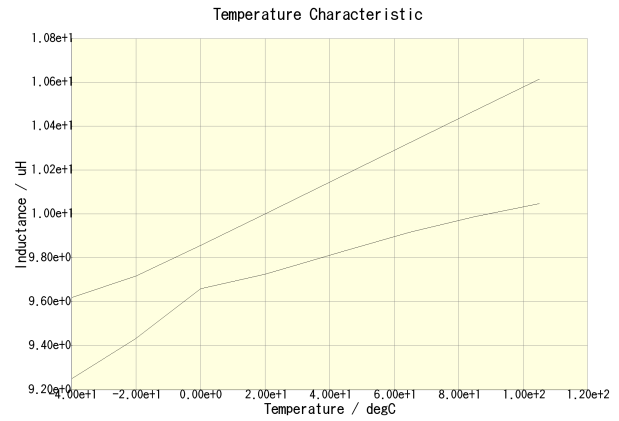
•This PDF document was created based on the data listed on the TDK Corporation website.  
 •All specifications are subject to change without notice.

# VLCF4020T-100MR85

**Characteristic Graphs** (This is reference data, and does not guarantee the product's characteristics.)

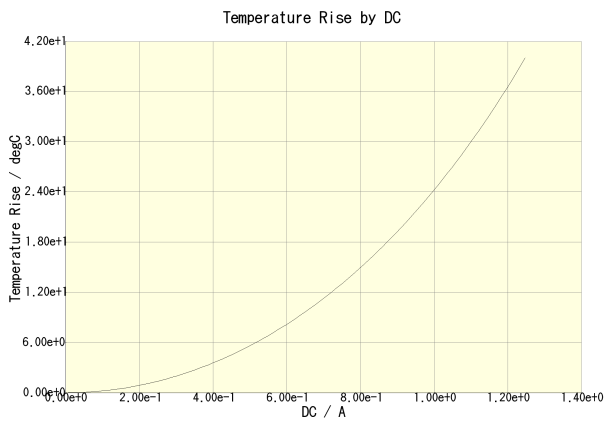


**VLCF4020T-100MR85(Amb. Temp. = 20degc)**



**VLCF4020T-100MR85(DC = 0A)**

**VLCF4020T-100MR85(DC = 0.425A)**



**VLCF4020T-100MR85(Amb. Temp. = 20degc)**

- This PDF document was created based on the data listed on the TDK Corporation website.
- All specifications are subject to change without notice.