

(2.54 mm) .100"

THROUGH-HOLE .025" SQ POST SOCKET

SPECIFICATIONS

For complete specifications see www.samtec.com?SSW or www.samtec.com?SSQ

Insulator Material:
Black Liquid Crystal Polymer (-S & -D) or
Black High Temperature Thermoplastic (-T)

Contact Material:
Phosphor Bronze

Plating:
Au or Sn over

50µ" (1.27 µm) Ni

Current Rating (TSW/SSW):
5.7 A per pin
(1 pin powered per row)

Current Rating (SSQ/TSW):
6.3 A per pin
(1 pin powered per row)

Operating Temp Range:
-55°C to +125°C with Gold
-55°C to +105°C with Tin

Contact Resistance: 10 mΩ
Insertion Depth:
(3.68 mm) .145" to
(6.35 mm) .250"

Insertion Force:
(Single contact only)

(-S plating)

Standard= 6 oz (1.67 N) avg
(0.64 mm) .025" SQ pin);
SSW Low Insertion Force=

3 oz (0.83 N) avg
SSQ Low Insertion Force=

3.3 oz (0.92 N) avg

Normal Force:
Standard= 125 grams (4.4 N)

Withdrawal Force:
(Single contact only)

(-S plating)

Standard= 5 oz (1.39 N) avg
(0.64 mm) .025" SQ pin);
SSW Low Insertion Force=

2.6 oz (0.72 N) avg

SSQ Low Insertion Force=

2.9 oz (0.81 N) avg

Max Cycles:
100 with 10µ" (0.25 µm) Au

Voltage Rating:
550 VAC mated with TSW

RoHS Compliant:
Yes

Lead-Free Solderable:
Wave only

Mates With:

TSW, MTSW, MTLW,
EW, ZW, TSS, ZSS,
TSM, TSSH, HTSS



TYPE STRIP

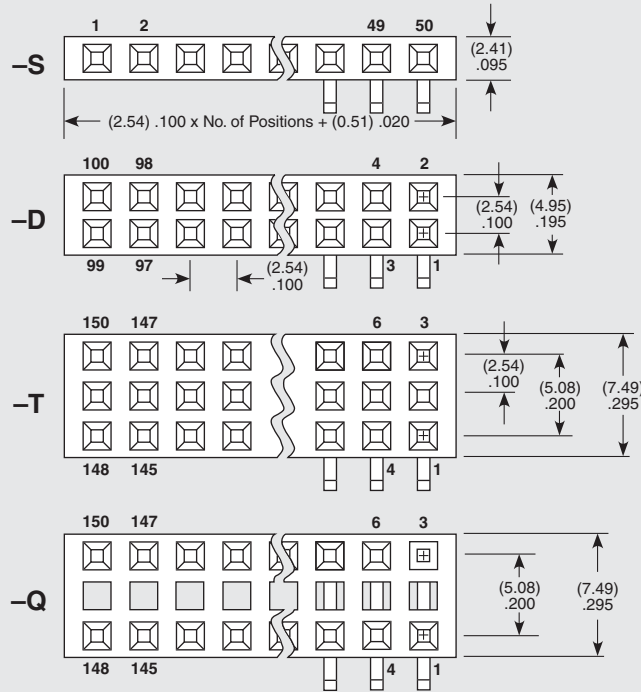
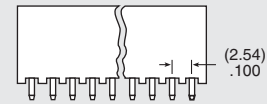
PIN CENTERS

NO. PINS PER ROW

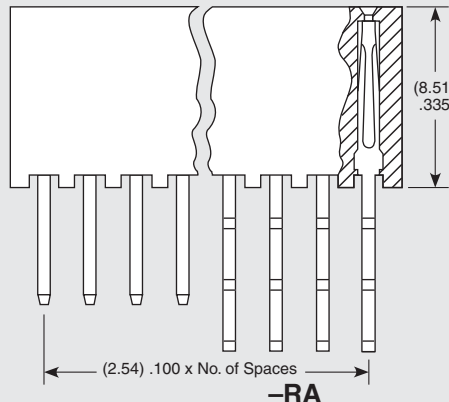
SSW = Solder Tail

-1 = (2.54 mm) .100" Centers

SSQ = Square Tail



01
thru
50




RECOGNITIONS

For complete scope of recognitions see www.samtec.com/quality



Note:
Some lengths, styles and options are non-standard, non-returnable.



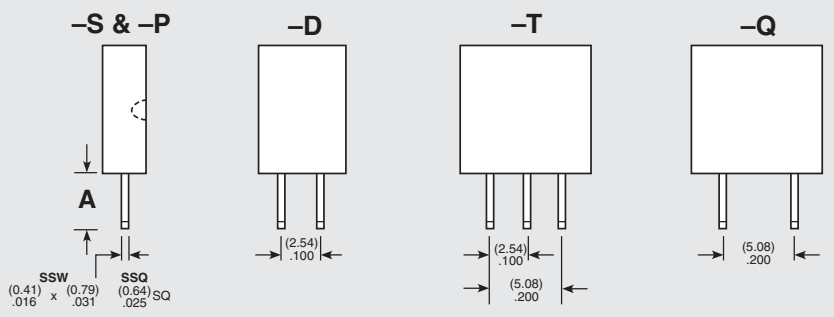
SSW, SSQ SERIES

LEAD STYLE	PLATING OPTION	ROW OPTION	TAIL OPTION	OTHER OPTION
	<p>-F = Gold flash on contact, Matte Tin on tail</p> <p>-L = 10µ" (0.25 µm) Gold on contact, Matte Tin on tail</p> <p>-G = 20µ" (0.51 µm) Gold on contact, Gold flash on tail</p> <p>-T = Matte Tin (-T N/A on LIF contacts)</p>	<p>-S = Single Row</p> <p>-P = Single Row (Notched to mate with LCW) 36 pins max</p> <p>-D = Double Row</p> <p>-T = Triple Row</p> <p>-Q = Double Row .200" (5.08 mm) row space (Outer rows filled only)</p>	<p>-RA = Right Angle (Leave blank for straight pin version)</p>	<p>-LL = Locking Lead</p> <p>Two leads per strip crimped in opposite directions on or near centerline. Available on tails from (2.29 mm) .090" to (7.87 mm) .310" only. N/A with single row 1 or 2 positions.</p> <p>-“XXX” = Polarized (Specify “XXX” as position number)</p>
ALSO AVAILABLE (MOQ Required)				
<ul style="list-style-type: none"> • Other platings • Notch option <p>Contact Samtec.</p>				

Straight Pin Versions (Specify “LEAD STYLE” from chart)

LEAD STYLE		SINGLE DOUBLE OR TRIPLE A
Standard Insertion Force	Low Insertion Force*	
-01	-21	(2.64) .104
-02	-22	(4.93) .194
-03	-23	(10.00) .394
-04	-24	(14.83) .584
-06**	N/A	(3.15) .124

* LIF N/A with Tin Plating
**Style -06 N/A with SSQ



Right Angle Versions (Specify “LEAD STYLE” from chart)

LEAD STYLE		SINGLE	DOUBLE	TRIPLE
Standard Insertion Force	Low Insertion Force*	(-S & -P) A	(-D) A	(-T & -Q) A
-02	-22	(2.54) .100	(2.54) .100	(2.54) .100
-03	-23	(7.62) .300	(7.62) .300	N/A
-04	-24	(12.45) .490	N/A	N/A

*LIF N/A with Tin Plating

