

(0.40 mm) .0158"

# ULTRA-FINE PITCH SOCKET & HEADER

SS4 Mates with:

ST4

ST4 Mates with:

SS4

## SPECIFICATIONS

For complete specifications and recommended PCB layouts see [www.samtec.com?SS4](http://www.samtec.com?SS4) or [www.samtec.com?ST4](http://www.samtec.com?ST4)

**Insulator Material:**

Black LCP

**Contact Material:**

Phosphor Bronze

**Plating:**

Au or Sn over

50 μ" (1.27 μm) Ni

**Current Rating:**

1.6 A per pin

(2 pins powered)

**Operating Temp Range:**

-55 °C to +125 °C

**RoHS Compliant:**

Yes

## PROCESSING

**Lead-Free Solderable:**

Yes

**SMT Lead Coplanarity:**

(0.10 mm) .004" max

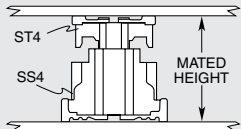
## RECOGNITIONS

For complete scope of recognitions see [www.samtec.com/quality](http://www.samtec.com/quality)



FILE NO. E111594

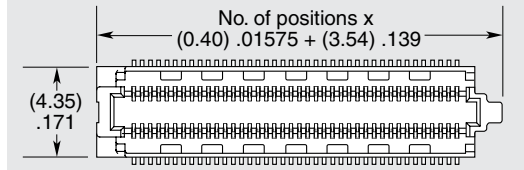
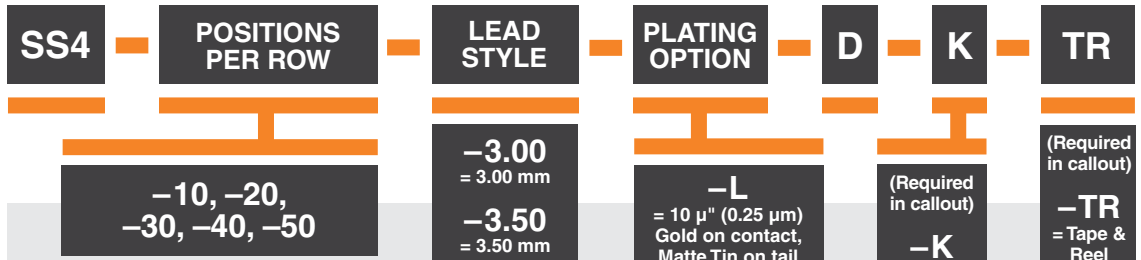
## MATED HEIGHT



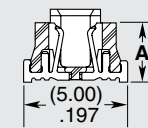
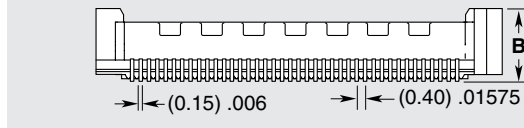
MATED HEIGHT*		
ST4 LEAD STYLE	SS4 LEAD STYLE	
	-3.00	-3.50
-1.00	(4.00) .157	(4.50) .177
-1.50	(4.50) .177	(5.00) .197
-2.50	(5.50) .217	(6.00) .236

\*Processing conditions will affect mated height.

**Note:** Some lengths, styles and options are non-standard, non-returnable.



LEAD STYLE	A	B
-3.00	(2.85) .112	(3.50) .138
-3.50	(3.35) .132	(4.00) .157



**HIGH-SPEED CHANNEL PERFORMANCE**

SS4/ST4 @ 4 mm Mated Stack Height

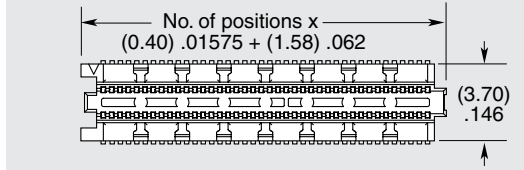
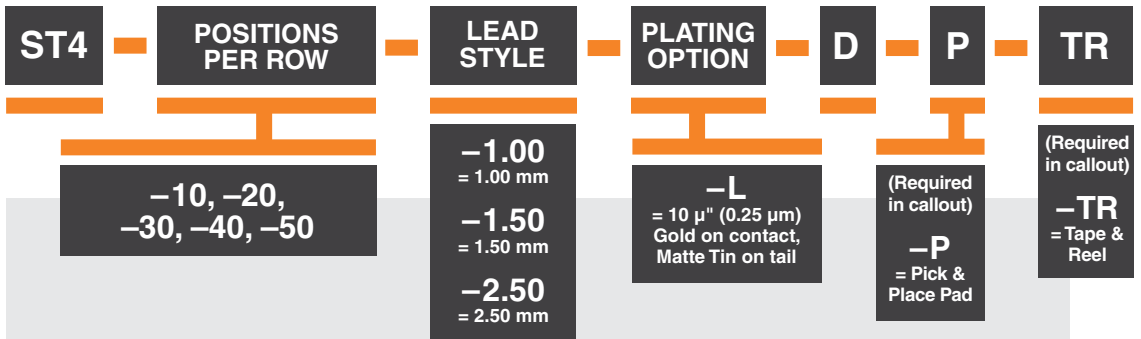
Rating based on Samtec reference channel. For full SI performance data visit [www.samtec.com](http://www.samtec.com) or contact [SIG@samtec.com](mailto:SIG@samtec.com)

**28**  
Gbps

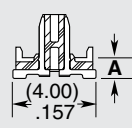
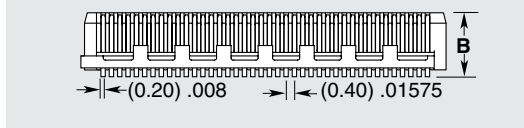
## POWER/SIGNAL APPLICATION



Compatible with UMPT/UMPS for flexible two-piece power/signal solutions



LEAD STYLE	A	B
-1.00	(1.00) .039	(3.08) .121
-1.50	(1.50) .059	(3.58) .141
-2.50	(2.50) .098	(4.58) .180



Due to technical progress, all designs, specifications and components are subject to change without notice.

[WWW.SAMTEC.COM](http://WWW.SAMTEC.COM)

All parts within this catalog are built to Samtec's specifications. Customer specific requirements must be approved by Samtec and identified in a Samtec customer-specific drawing to apply.