






(2,00mm) .0787"

SQW SERIES



SQW-110-01-L-5

SQW-112-01-F-D-VS-LC



SQW-114-01-F-6

# COST-EFFECTIVE RUGGED SOCKETS

## SPECIFICATIONS

For complete specifications and recommended PCB layouts see [www.samtec.com?SQW](http://www.samtec.com?SQW)

### Insulator Material:

Black Liquid Crystal Polymer

### Contact Material:

Phosphor Bronze

### Plating:

Sn or Au over 50µ" (1,27µm) Ni

### Voltage Rating:

500 VAC mated with TMM or TMMH

### Operating Temp Range:

-55°C to +125°C

### Contact Resistance:

10 mΩ max

### Insertion Depth:

(2,62mm) .103" to (5,03mm) .198" with (0,38mm) .015" wiper

### Insertion Force:

(Single contact only) 1.8oz (0,50N) avg.

### Withdrawal Force:

(Single contact only) 1.0oz (0,28N) avg.

### Max Cycles:

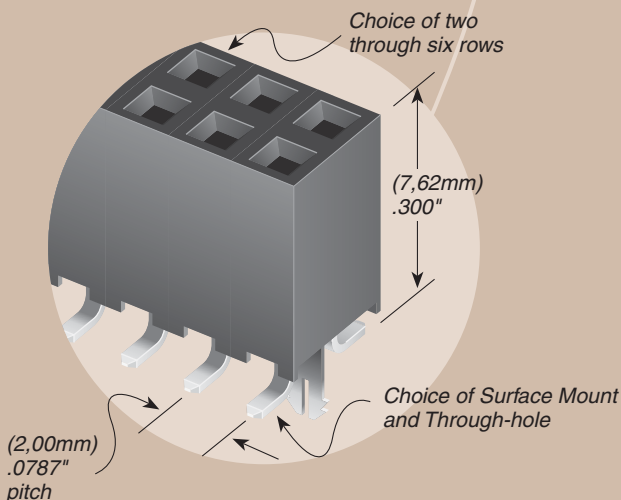
100 with 10µ" (0,25µm) Au

### RoHS Compliant:

Yes



Mates with:  
TMMH, TMM, MTMM,  
MMT, TW, TSH, TCMD



CURRENT RATING	
AMBIENT TEMP	Mated with TMMH
20°C	5A
40°C	4.6A
60°C	4A
95°C	2.6A

6 POSITIONS (2x3) POWERED

## Processing:

### Max Processing Temp:

230°C for 60 seconds, or 260°C for 20 seconds 3x for -D & -D-VS (230°C for 60 seconds only for -T, -Q, -5 & -6)

### Lead-Free Solderable:

Yes, for -D & -D-VS (Wave only for -T, -Q, -5 & -6)

### SMT Lead Coplanarity:

(0,15mm) .006" max

### TAPE & REEL AVAILABILITY

No tooling charges.  
Minimum order is the lesser of a full reel quantity or 125 pieces.  
Order any quantity above minimum.  
In-house design, manufacture.  
Quick turn-around.  
Call Samtec for specifications and ordering information.

**Note:** Some lengths, styles and options are non-standard, non-returnable.

SQW	1	NO. PINS PER ROW	01	PLATING OPTION	ROW OPTION	OPTION
02 thru 50			-F = Gold flash on contact, Matte Tin on tail		-D = Double Row	-“XXX” = Polarized Position
(2,00) .0787 + (0,30) .012			-L = 10µ" (0,25µm) Gold contact, Matte Tin on tail		-D-VS = Double Row Surface Mount	-D-VS only options: -A = Alignment Pin (5 positions minimum) Metal or plastic at Samtec discretion. (N/A with -LC)
300			(2,00) No. of rows x (2,00) .0787		-T = Triple Row	-LC = Locking Clip (5 positions minimum) (N/A with -A)
06			(0,38) .015		-Q = Four Row	-K = (4,25mm) .167" DIA Polyimide Film Pick & Place Pad (4 positions minimum)
295			(2,29) .090		-5 = Five Row	-P = Pick & Place Pad (4 positions minimum)
01			(1,27) .050		-6 = Six Row	-TR = Tape & Reel Packaging (4 thru 28 positions only)
(0,51) .020			(0,25) .010 TYP			
(5,72) .225 x (5,13) .202			(4,74) .187			
(0,89) .035			(1,27) .050 x (1,42) .056			
(1,09) .043 DIA			(0,25) .010			
-P OPTION			-A OPTION			
-LC OPTION			-D, -T, -Q, -5, -6			

Due to technical progress, all designs, specifications and components are subject to change without notice.

[WWW.SAMTEC.COM](http://WWW.SAMTEC.COM)