

Surface Mount Transient Voltage Suppressor

FEATURES

- Low profile package
- Ideal for automated placement
- Glass passivated junction
- Built-in strain relief
- Excellent clamping capability
- Fast response time: Typically less than 1.0ps from 0 volt to BV min
- Typical IR less than 1μA above 10V
- Moisture sensitivity level: level 1, per J-STD-020
- Compliant to RoHS Directive 2011/65/EU and in accordance to WEEE 2002/96/EC
- Halogen-free according to IEC 61249-2-21 definition



DO-214AA (SMB)

MECHANICAL DATA

Case: DO-214AA (SMB)

Molding compound, UL flammability classification rating 94V-0

Base P/N with suffix "G" on packing code - green compound (halogen-free)

Base P/N with prefix "H" on packing code - AEC-Q101 qualified

Terminal: Matte tin plated leads, solderable per JESD22-B102

Meet JESD 201 class 1A whisker test

with prefix "H" on packing code meet JESD 201 class 2 whisker test

Polarity: Indicated by cathode band

Weight: 0.09 g (approximately)

| MAXIMUM RATINGS AND ELECTRICAL CHARACTERISTICS (T _A =25°C unless otherwise noted) | | | |
|--|------------------|--------------|-------|
| PARAMETER | SYMBOL | VALUE | UNIT |
| Peak power dissipation at T _A =25°C, tp=1ms (Note 1) | P _{PK} | 600 | Watts |
| Steady state power dissipation | P _D | 3 | Watts |
| Peak forward surge current, 8.3 ms single half sine-wave superimposed on rated load | I _{FSM} | 100 | A |
| Maximum instantaneous forward voltage at 50 A for Unidirectional only (Note 2) | V _F | 3.5 / 5.0 | Volts |
| Typical thermal resistance | R _{θJC} | 10 | °C/W |
| | R _{θJA} | 55 | |
| Operating junction temperature range | T _J | - 55 to +150 | °C |
| Storage temperature range | T _{STG} | - 55 to +150 | °C |

Note 1: Non-repetitive Current Pulse Per Fig. 3 and Derated above T_A=25°C Per Fig. 2

Note 2: V_F=3.5V on SMBJ5.0 thru SMBJ90 Devices and V_F=5.0V on SMBJ100 thru SMBJ170 Devices

Devices for Bipolar Applications

1. For Bidirectional Use C or CA Suffix for Types SMBJ5.0 thru Types SMBJ170
2. Electrical Characteristics Apply in Both Directions

| ORDERING INFORMATION | | | | | |
|----------------------|--------------------|--------------|---------------------|---------|--------------------------|
| PART NO. | AEC-Q101 QUALIFIED | PACKING CODE | GREEN COMPOUND CODE | PACKAGE | PACKING |
| SMBJxxxx (Note 1) | Prefix "H" | R5 | Suffix "G" | SMB | 850 / 7" Plastic reel |
| | | R4 | | SMB | 3,000 / 13" Paper reel |
| | | M4 | | SMB | 3,000 / 13" Plastic reel |

Note 1: "xxxx" defines voltage from 5.0V (SMBJ5.0) to 170V (SMBJ170A)

| EXAMPLE | | | | | |
|---------------|----------|--------------------|--------------|----------------|--------------------|
| PREFERRED P/N | PART NO. | AEC-Q101 QUALIFIED | PACKING CODE | GREEN COMPOUND | DESCRIPTION |
| SMBJ20A R5 | SMBJ20A | | R5 | | |
| SMBJ20A R5G | SMBJ20A | | R5 | G | Green compound |
| SMBJ20AHR5 | SMBJ20A | H | R5 | | AEC-Q101 qualified |

RATINGS AND CHARACTERISTICS CURVES

(TA=25°C unless otherwise noted)

FIG. 1 PEAK PULSE POWER RATING CURVE

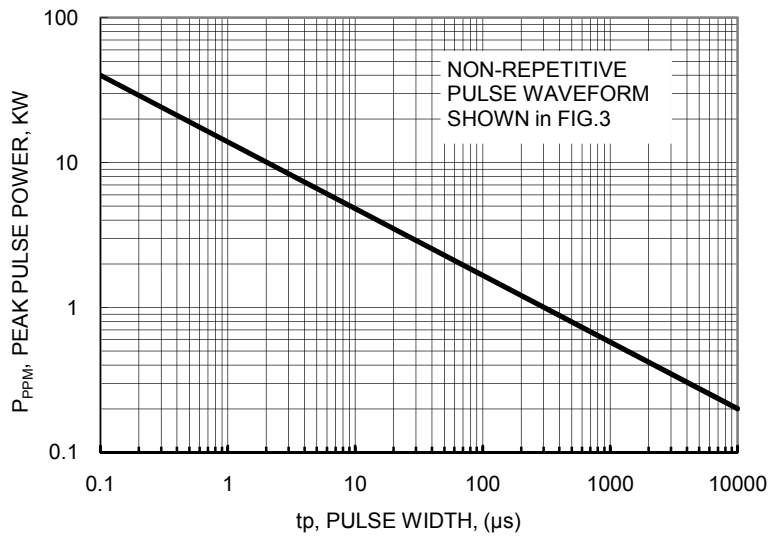


FIG.2 PULSE DERATING CURVE

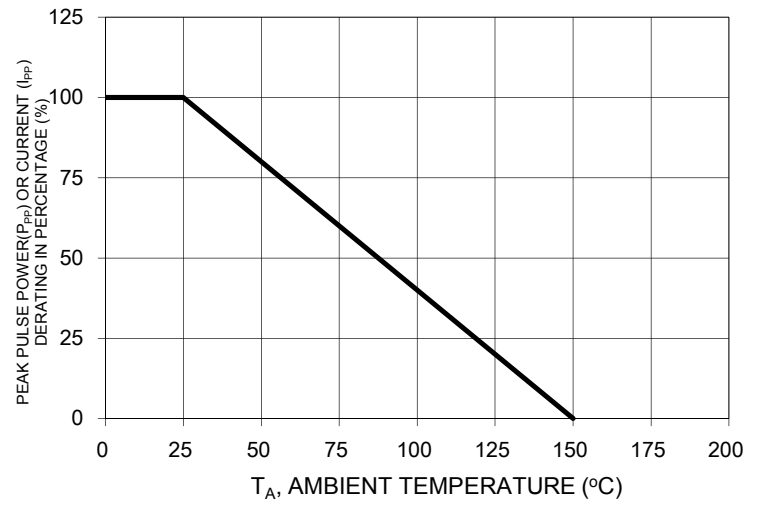


FIG. 3 CLAMPING POWER PULSE WAVEFORM

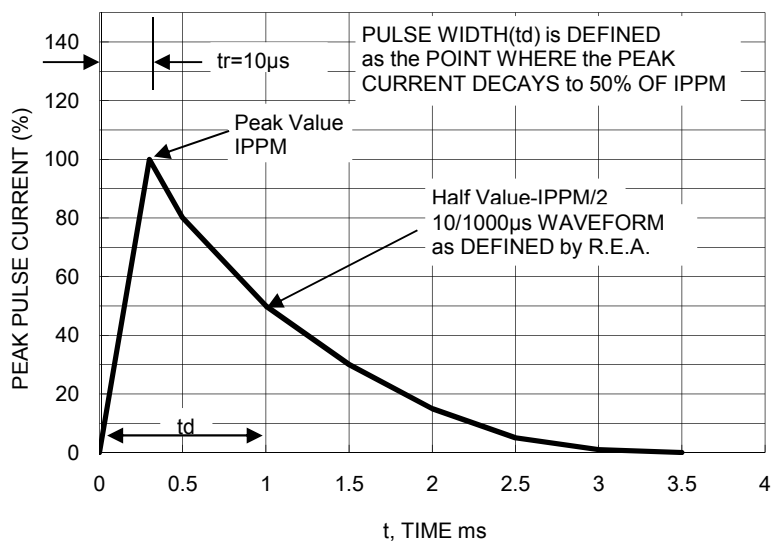


FIG. 4 MAXIMUM NON-REPETITIVE FORWARD SURGE CURRENT

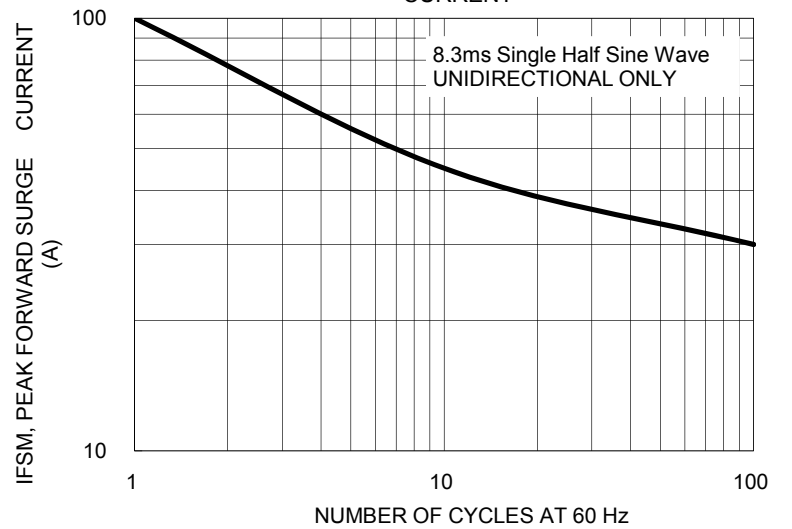
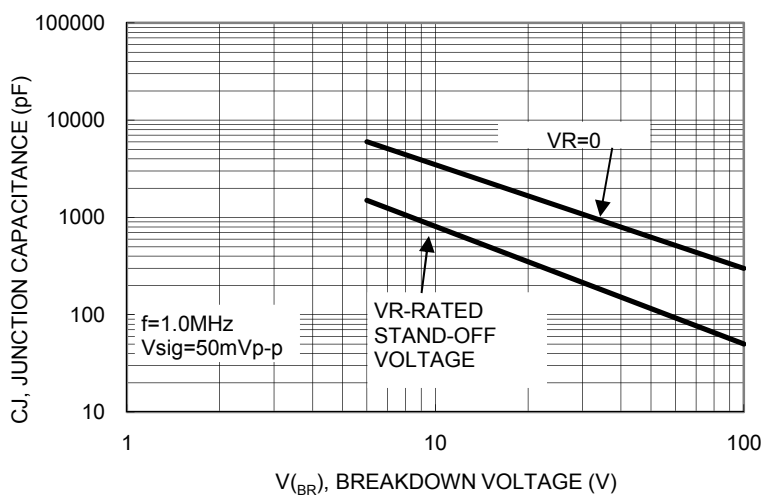


FIG. 5 TYPICAL JUNCTION CAPACITANCE



| Device | Device Marking Code | Breakdown Voltage (Note 1) | | Test Current | Stand-Off Voltage | Maximum Reverse Leakage @ V_{WM} | Maximum Peak Pulse Current | Maximum Clamping Voltage @ I_{PPM} |
|----------|---------------------|----------------------------|------|--------------|-------------------|------------------------------------|----------------------------|--------------------------------------|
| | | V_{BR} | | | | | | |
| | | V | | mA | V | μA | A | V |
| | | Min. | Max. | | | | (Note 2) | |
| SMBJ5.0 | KD | 6.40 | 7.30 | 10 | 5.0 | 800 | 65.0 | 9.6 |
| SMBJ5.0A | KE | 6.40 | 7.00 | 10 | 5.0 | 800 | 68.0 | 9.2 |
| SMBJ6.0 | KF | 6.67 | 8.15 | 10 | 6.0 | 800 | 55.0 | 11.4 |
| SMBJ6.0A | KG | 6.67 | 7.37 | 10 | 6.0 | 800 | 61.0 | 10.3 |
| SMBJ6.5 | KH | 7.22 | 8.82 | 10 | 6.5 | 500 | 51.0 | 12.3 |
| SMBJ6.5A | KK | 7.22 | 7.98 | 10 | 6.5 | 500 | 56.0 | 11.2 |
| SMBJ7.0 | KL | 7.78 | 9.51 | 10 | 7.0 | 200 | 47.0 | 13.3 |
| SMBJ7.0A | KM | 7.78 | 8.60 | 10 | 7.0 | 200 | 52.0 | 12.0 |
| SMBJ7.5 | KN | 8.33 | 10.3 | 1 | 7.5 | 100 | 44.0 | 14.3 |
| SMBJ7.5A | KP | 8.33 | 9.21 | 1 | 7.5 | 100 | 48.0 | 12.9 |
| SMBJ8.0 | KQ | 8.89 | 10.9 | 1 | 8.0 | 50 | 42.0 | 15.0 |
| SMBJ8.0A | KR | 8.89 | 9.83 | 1 | 8.0 | 50 | 46.0 | 13.6 |
| SMBJ8.5 | KS | 9.44 | 11.5 | 1 | 8.5 | 10 | 39.0 | 15.9 |
| SMBJ8.5A | KT | 9.44 | 10.4 | 1 | 8.5 | 10 | 43.0 | 14.4 |
| SMBJ9.0 | KU | 10.0 | 12.2 | 1 | 9.0 | 5 | 37.0 | 16.9 |
| SMBJ9.0A | KV | 10.0 | 11.1 | 1 | 9.0 | 5 | 40.0 | 15.4 |
| SMBJ10 | KW | 11.1 | 13.6 | 1 | 10 | 5 | 33.0 | 18.8 |
| SMBJ10A | KX | 11.1 | 12.3 | 1 | 10 | 5 | 37.0 | 17.0 |
| SMBJ11 | KY | 12.2 | 14.9 | 1 | 11 | 1 | 31.0 | 20.1 |
| SMBJ11A | KZ | 12.2 | 13.5 | 1 | 11 | 1 | 34.0 | 18.2 |
| SMBJ12 | LD | 13.3 | 16.3 | 1 | 12 | 1 | 28.0 | 22.0 |
| SMBJ12A | LE | 13.3 | 14.7 | 1 | 12 | 1 | 31.0 | 19.9 |
| SMBJ13 | LF | 14.4 | 17.6 | 1 | 13 | 1 | 26.0 | 23.8 |
| SMBJ13A | LG | 14.4 | 15.9 | 1 | 13 | 1 | 29.0 | 21.5 |
| SMBJ14 | LH | 15.6 | 19.1 | 1 | 14 | 1 | 24.4 | 25.8 |
| SMBJ14A | LK | 15.6 | 17.2 | 1 | 14 | 1 | 27.0 | 23.2 |
| SMBJ15 | LL | 16.7 | 20.4 | 1 | 15 | 1 | 23.1 | 26.9 |
| SMBJ15A | LM | 16.7 | 18.5 | 1 | 15 | 1 | 25.1 | 24.4 |
| SMBJ16 | LN | 17.8 | 21.8 | 1 | 16 | 1 | 21.8 | 28.8 |
| SMBJ16A | LP | 17.8 | 19.7 | 1 | 16 | 1 | 24.2 | 26.0 |
| SMBJ17 | LQ | 18.9 | 23.1 | 1 | 17 | 1 | 20.0 | 30.5 |
| SMBJ17A | LR | 18.9 | 20.9 | 1 | 17 | 1 | 22.8 | 27.6 |
| SMBJ18 | LS | 20.0 | 24.4 | 1 | 18 | 1 | 19.5 | 32.2 |
| SMBJ18A | LT | 20.0 | 22.1 | 1 | 18 | 1 | 21.5 | 29.2 |
| SMBJ20 | LU | 22.2 | 27.1 | 1 | 20 | 1 | 17.6 | 35.8 |
| SMBJ20A | LV | 22.2 | 24.5 | 1 | 20 | 1 | 19.4 | 32.4 |
| SMBJ22 | LW | 24.4 | 29.8 | 1 | 22 | 1 | 15.0 | 39.4 |
| SMBJ22A | LX | 24.4 | 26.9 | 1 | 22 | 1 | 17.7 | 35.5 |
| SMBJ24 | LY | 26.7 | 32.6 | 1 | 24 | 1 | 14.6 | 43.0 |
| SMBJ24A | LZ | 26.7 | 29.5 | 1 | 24 | 1 | 16.0 | 38.9 |
| SMBJ26 | MD | 28.9 | 35.3 | 1 | 26 | 1 | 13.5 | 46.6 |
| SMBJ26A | ME | 28.9 | 31.9 | 1 | 26 | 1 | 14.9 | 42.1 |
| SMBJ28 | MF | 31.1 | 38.0 | 1 | 28 | 1 | 12.6 | 50.0 |
| SMBJ28A | MG | 31.1 | 34.4 | 1 | 28 | 1 | 13.8 | 45.4 |

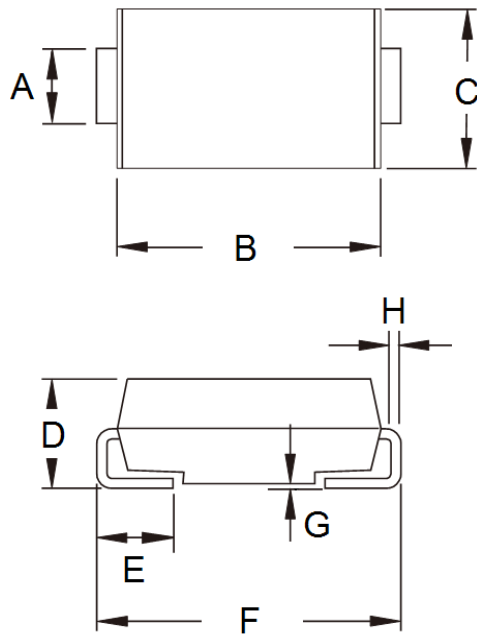
| Device | Device Marking Code | Breakdown Voltage (Note 1) | | Test Current | Stand-Off Voltage | Maximum Reverse Leakage @ V_{WM} | Maximum Peak Pulse Current | Maximum Clamping Voltage @ I_{PPM} |
|----------|---------------------|----------------------------|------|--------------|-------------------|------------------------------------|----------------------------|--------------------------------------|
| | | V_{BR} | | | | | | |
| | | V | | mA | V | μA | A | V |
| | | Min. | Max. | | | | (Note 2) | |
| SMBJ30 | MH | 33.3 | 40.7 | 1 | 30 | 1 | 11.7 | 53.5 |
| SMBJ30A | MK | 33.3 | 36.8 | 1 | 30 | 1 | 13.0 | 48.4 |
| SMBJ33 | ML | 36.7 | 44.9 | 1 | 33 | 1 | 10.6 | 59.0 |
| SMBJ33A | MM | 36.7 | 40.6 | 1 | 33 | 1 | 11.8 | 53.3 |
| SMBJ36 | MN | 40.0 | 48.9 | 1 | 36 | 1 | 9.8 | 64.3 |
| SMBJ36A | MP | 40.0 | 44.2 | 1 | 36 | 1 | 10.8 | 58.1 |
| SMBJ40 | MQ | 44.4 | 54.3 | 1 | 40 | 1 | 8.8 | 71.4 |
| SMBJ40A | MR | 44.4 | 49.1 | 1 | 40 | 1 | 9.7 | 64.5 |
| SMBJ43 | MS | 47.8 | 58.4 | 1 | 43 | 1 | 8.2 | 76.7 |
| SMBJ43A | MT | 47.8 | 52.8 | 1 | 43 | 1 | 9.0 | 69.4 |
| SMBJ45 | MU | 50.0 | 61.1 | 1 | 45 | 1 | 7.8 | 80.3 |
| SMBJ45A | MV | 50.0 | 55.3 | 1 | 45 | 1 | 8.6 | 72.7 |
| SMBJ48 | MW | 53.3 | 65.1 | 1 | 48 | 1 | 7.3 | 85.5 |
| SMBJ48A | MX | 53.3 | 58.9 | 1 | 48 | 1 | 8.1 | 77.4 |
| SMBJ51 | MY | 56.7 | 69.3 | 1 | 51 | 1 | 6.9 | 91.1 |
| SMBJ51A | MZ | 56.7 | 62.7 | 1 | 51 | 1 | 7.6 | 82.4 |
| SMBJ54 | ND | 60.0 | 73.3 | 1 | 54 | 1 | 6.5 | 96.3 |
| SMBJ54A | NE | 60.0 | 66.3 | 1 | 54 | 1 | 7.2 | 87.1 |
| SMBJ58 | NF | 64.4 | 78.7 | 1 | 58 | 1 | 6.1 | 103 |
| SMBJ58A | NG | 64.4 | 71.2 | 1 | 58 | 1 | 6.7 | 93.6 |
| SMBJ60 | NH | 66.7 | 81.5 | 1 | 60 | 1 | 5.8 | 107 |
| SMBJ60A | NK | 66.7 | 73.7 | 1 | 60 | 1 | 6.5 | 96.8 |
| SMBJ64 | NL | 71.1 | 86.9 | 1 | 64 | 1 | 5.5 | 114 |
| SMBJ64A | NM | 71.1 | 78.6 | 1 | 64 | 1 | 6.1 | 103 |
| SMBJ70 | NN | 77.8 | 95.1 | 1 | 70 | 1 | 5.0 | 125 |
| SMBJ70A | NP | 77.8 | 86 | 1 | 70 | 1 | 5.5 | 113 |
| SMBJ75 | NQ | 83.3 | 102 | 1 | 75 | 1 | 4.7 | 134 |
| SMBJ75A | NR | 83.3 | 92.1 | 1 | 75 | 1 | 5.2 | 121 |
| SMBJ78 | NS | 86.7 | 106 | 1 | 78 | 1 | 4.5 | 139 |
| SMBJ78A | NT | 86.7 | 95.8 | 1 | 78 | 1 | 5.0 | 126 |
| SMBJ85 | NU | 94.4 | 115 | 1 | 85 | 1 | 4.1 | 151 |
| SMBJ85A | NV | 94.4 | 104 | 1 | 85 | 1 | 4.6 | 137 |
| SMBJ90 | NW | 100 | 122 | 1 | 90 | 1 | 3.9 | 160 |
| SMBJ90A | NX | 100 | 111 | 1 | 90 | 1 | 4.3 | 146 |
| SMBJ100 | NY | 111 | 136 | 1 | 100 | 1 | 3.5 | 179 |
| SMBJ100A | NZ | 111 | 123 | 1 | 100 | 1 | 3.8 | 162 |
| SMBJ110 | PD | 122 | 149 | 1 | 110 | 1 | 3.2 | 196 |
| SMBJ110A | PE | 122 | 135 | 1 | 110 | 1 | 3.5 | 177 |
| SMBJ120 | PF | 133 | 163 | 1 | 120 | 1 | 2.9 | 214 |
| SMBJ120A | PG | 133 | 147 | 1 | 120 | 1 | 3.2 | 193 |
| SMBJ130 | PH | 144 | 176 | 1 | 130 | 1 | 2.7 | 231 |
| SMBJ130A | PK | 144 | 159 | 1 | 130 | 1 | 3.0 | 209 |

| Device | Device Marking Code | Breakdown Voltage (Note 1) | | Test Current | Stand-Off Voltage | Maximum Reverse Leakage @ V_{WM} | Maximum Peak Pulse Current | Maximum Clamping Voltage @ I_{PPM} |
|----------|---------------------|----------------------------|------|--------------|-------------------|------------------------------------|----------------------------|--------------------------------------|
| | | V_{BR} | | | | | | |
| | | V | | mA | V | μA | A | V |
| | | Min. | Max. | | | | (Note 2) | |
| SMBJ150 | PL | 167 | 204 | 1 | 150 | 1 | 2.3 | 266 |
| SMBJ150A | PM | 167 | 185 | 1 | 150 | 1 | 2.5 | 243 |
| SMBJ160 | PN | 178 | 218 | 1 | 160 | 1 | 2.2 | 287 |
| SMBJ160A | PP | 178 | 197 | 1 | 160 | 1 | 2.4 | 259 |
| SMBJ170 | PQ | 189 | 231 | 1 | 170 | 1 | 2.0 | 304 |
| SMBJ170A | PR | 189 | 209 | 1 | 170 | 1 | 2.2 | 275 |

Notes:

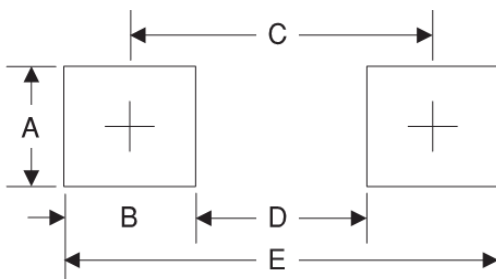
1. V_{BR} measure after I_T applied for 300 μs , I_T =square wave pulse or equivalent.
2. Surge current waveform per Figure. 3 and derate per Figure. 2.
3. All terms and symbols are consistent with ANSI/IEEE C62.35.
4. For bidirectional use C or CA suffix for types SMBJ5.0 thru SMBJ170
5. For bipolar types having V_{WM} of 10 volts (SMBJ8.0C) and under, the I_D limit is doubled.

PACKAGE OUTLINE DIMENSIONS



| DIM. | Unit (mm) | | Unit (inch) | |
|------|-----------|------|-------------|-------|
| | Min | Max | Min | Max |
| A | 1.95 | 2.10 | 0.077 | 0.083 |
| B | 4.25 | 4.75 | 0.167 | 0.187 |
| C | 3.48 | 3.73 | 0.137 | 0.147 |
| D | 1.99 | 2.61 | 0.078 | 0.103 |
| E | 0.90 | 1.41 | 0.035 | 0.056 |
| F | 5.10 | 5.30 | 0.201 | 0.209 |
| G | 0.10 | 0.20 | 0.004 | 0.008 |
| H | 0.15 | 0.31 | 0.006 | 0.012 |

SUGGESTED PAD LAYOUT



| Symbol | Unit (mm) | Unit (inch) |
|--------|-----------|-------------|
| A | 2.3 | 0.091 |
| B | 2.5 | 0.098 |
| C | 4.3 | 0.169 |
| D | 1.8 | 0.071 |
| E | 6.8 | 0.268 |

MARKING DIAGRAM



P/N = Device Marking Code
 G = Green Compound
 YW = Date Code
 F = Factory Code

Notice

Specifications of the products displayed herein are subject to change without notice. TSC or anyone on its behalf, assumes no responsibility or liability for any errors inaccuracies.

Information contained herein is intended to provide a product description only. No license, express or implied, to any intellectual property rights is granted by this document. Except as provided in TSC's terms and conditions of sale for such products, TSC assumes no liability whatsoever, and disclaims any express or implied warranty, relating to sale and/or use of TSC products including liability or warranties relating to fitness for a particular purpose, merchantability, or infringement of any patent, copyright, or other intellectual property right.

The products shown herein are not designed for use in medical, life-saving, or life-sustaining applications. Customers using or selling these products for use in such applications do so at their own risk and agree to fully indemnify TSC for any damages resulting from such improper use or sale.