


RPC Series

Pulse Withstanding Thick Film Chip Resistor

Stackpole Electronics, Inc.

Resistive Product Solutions

- Features:
- Excellent pulse withstanding performance
 - Broad resistance range
 - Higher anti-surge performance compared with RMC Series
 - Stability class: 5%
 - RoHS compliant / lead-free



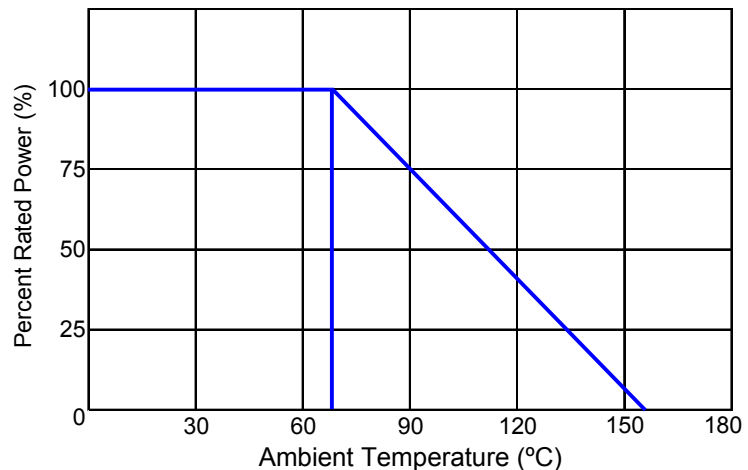
Electrical Specifications				
Type / Code	Power Rating (Watts) @ 70°C	Maximum Working Voltage (1)	Resistance Temperature Coefficient	Ohmic Range (Ω) and Tolerance 1%, 5%, 10%, 20% (3)
RPC0603	0.1W(2)	50V	±100 ppm/°C ±200 ppm/°C	300 - 1M 10 - 299
RPC0805	0.25W(2)	150V	±100 ppm/°C ±200 ppm/°C	300 - 20M 1 - 299
RPC1206	0.33W(2)	200V	±100 ppm/°C ±200 ppm/°C	20.1 - 20M 1 - 20
RPC1210	0.5W(2)	200V	±100 ppm/°C ±200 ppm/°C	20.1 - 20M 1 - 20
RPC2010	0.75W	400V	±100 ppm/°C ±200 ppm/°C	20.1 - 20M 1 - 20
RPC2512	1.5W	500V	±100 ppm/°C ±200 ppm/°C	20.1 - 20M 1 - 20

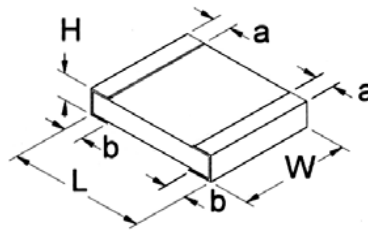
(1) Lesser of \sqrt{PR} or maximum working voltage

(2) Higher power ratings available. Contact factory for available resistance ranges, tolerances and TCR's.

(3) 0.5% tolerances may be available for some resistance values. Contact factory for availability.

Power Derating Curve:





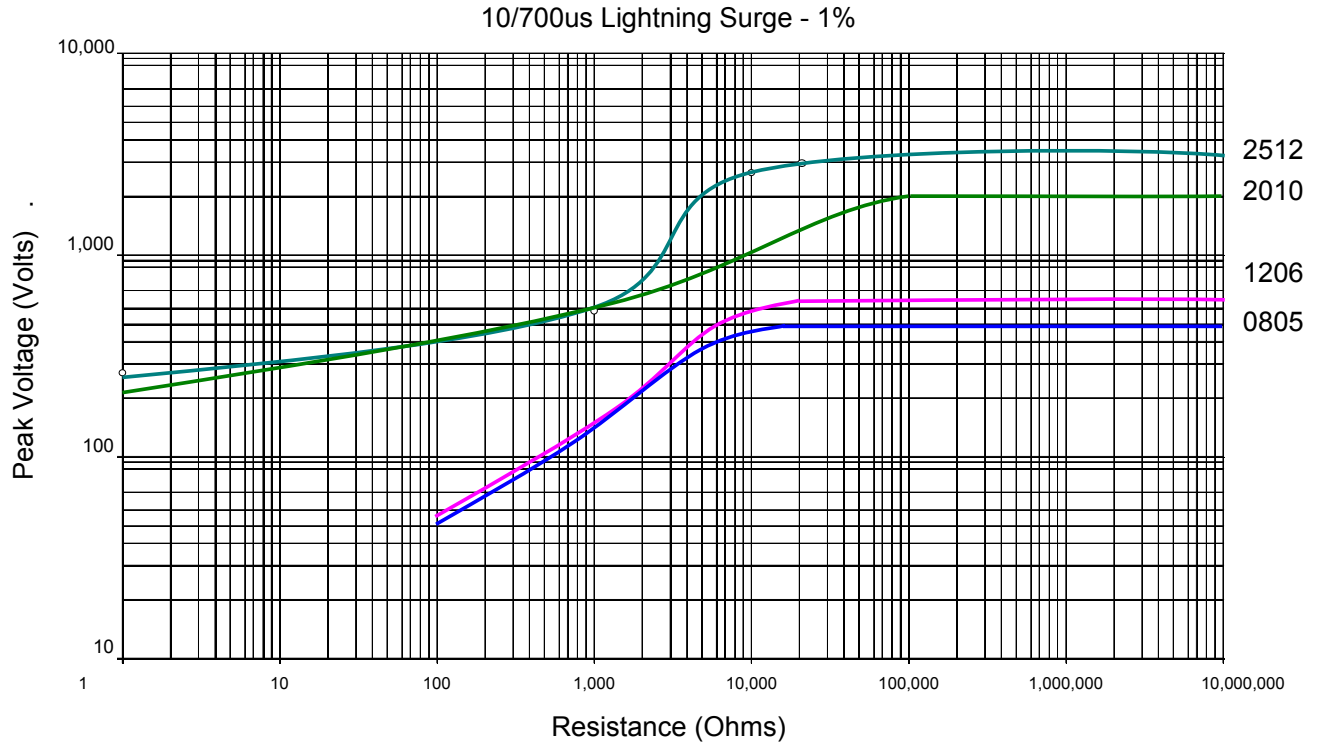
Mechanical Specifications						
Type / Code	L Body Length	W Body Width	H Body Height	a Top Termination	b Bottom Termination	Unit
RPC0603	0.063 ± 0.004 1.60 ± 0.10	0.032 ± 0.004 0.80 ± 0.10	0.018 ± 0.004 0.45 ± 0.10	0.012 ± 0.008 0.30 ± 0.20	0.012 ± 0.008 0.30 ± 0.20	inches mm
RPC0805	0.079 ± 0.004 2.00 ± 0.10	0.049 ± 0.004 1.25 ± 0.10	0.021 ± 0.005 0.55 ± 0.15	0.014 ± 0.01 0.35 ± 0.25	0.016 ± 0.008 0.40 ± 0.20	inches mm
RPC1206	0.126 ± 0.006 3.20 ± 0.15	0.063 ± 0.006 1.60 ± 0.15	0.021 ± 0.004 0.55 ± 0.10	0.019 ± 0.016 0.50 ± 0.40	0.020 ± 0.010 0.50 ± 0.25	inches mm
RPC1210	0.126 ± 0.006 3.20 ± 0.15	0.098 ± 0.006 2.50 ± 0.15	0.021 ± 0.006 0.55 ± 0.15	0.019 ± 0.01 0.50 ± 0.25	0.020 ± 0.010 0.50 ± 0.25	inches mm
RPC2010	0.197 ± 0.008 5.00 ± 0.20	0.098 ± 0.006 2.50 ± 0.15	0.021 ± 0.006 0.55 ± 0.15	0.024 ± 0.02 0.60 ± 0.50	0.020 ± 0.012 0.50 ± 0.30	inches mm
RPC2512	0.250 ± 0.008 6.35 ± 0.20	0.126 ± 0.006 3.20 ± 0.15	0.021 ± 0.006 0.55 ± 0.15	0.024 ± 0.02 0.60 ± 0.50	0.020 ± 0.012 0.50 ± 0.30	inches mm

Performance Characteristics		
Test	Test Methods (JIS C 5201-1 : 1998)	Test Results
Voltage Proof	Clause 4.7 500Va.a., 60s	No breakdown or flashover R ≥ 1G Ohm
Variation of Resistance with Temperature	Clause 4.8 +20°C/ -55°C / +20°C/ +125°C/ +20°C: RPC 2010, 2512 +20°C/ -55°C/ +20°C/ +155°C/ +20°C: RPC 0603, 0805, 1206, 1210	See ratings table
Overload	Clause 4.13 The applied voltage shall be 2.5 times of the rated voltage or twice of the limiting element voltage, whichever is the less severe, 2s.	ΔR ≤ ± 1% +0.05Ω No visible damage, legible markings
Solderability	Clause 4.17 235°C, 2s.	In accordance with Clause 4.17.4.5
Resistance to Soldering Heat	Clause 4.18 After immersion into the flux, the immersion into solder shall be carried out in solder bath at 260° for 5s.	ΔR ≤ ± 1% +0.05Ω
Rapid Change of Temperature	Clause 4.19 Cycle: -55°C/ +125°C 5 times: RPC 2010, 2512 Cycle: -55°C/ +155°C 5 times: RPC 0603, 0805, 1206, 1210	ΔR ≤ ± 1% +0.05Ω No visible damage
Climatic Sequence	Clause 4.23 Dry/Damp heat (12+12h cycle), first cycle/ Cold/Damp heat (12+12h cycle), remaining cycle / D.C. Load	ΔR ≤ ± 5% +0.1Ω No visible damage
Damp Test, Steady State	Clause 4.24 40°C, 95% R.H., 56 days, test a) and b) of Clause 4.24.2.1	ΔR ≤ ± 5% +0.1Ω No visible damage, legible markings
Endurance @ 70°C	Clause 4.25.1 Rated voltage, 1.5h "ON", 0.5h "OFF", 70°C, 1,000h	ΔR ≤ ± 5% +0.1Ω No visible damage
Endurance at the Upper Category Temperature	Clause 4.25.3 125°C, no load, 1.000h: RPC 2010, 2512 155°C, no load, 1.000h: RPC 0603, 0805, 1206, 1210	ΔR ≤ ± 5% +0.1Ω No visible damage
Adhesion	Clause 4.32 5N, 10s	No visible damage
Bend of Strength of the Face Plating	Clause 4.33 Amount of bend: 3mm RPC 0603, 0805, 1206, 1210 Amount of bend: 1mm RPC 2010, 2512	ΔR ≤ ± 1% +0.05Ω

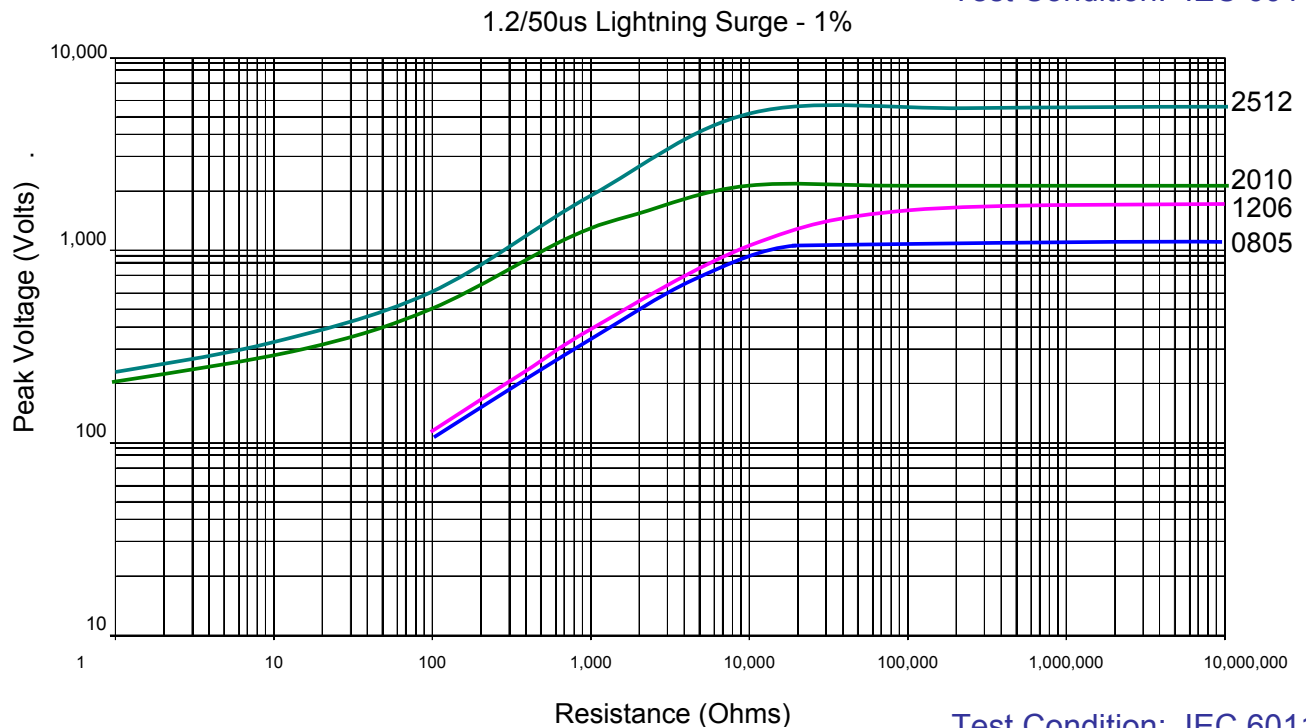
Operating Temperature Range: -55°C to +155°C

Lightning Surge

Resistors are tested in accordance with IEC 60115-1 using both 1.2/50us and 10/700 pulse shapes. The limit of acceptance is a shift in resistance of less than 1% from the initial value.



Test Condition: IEC 60115-1

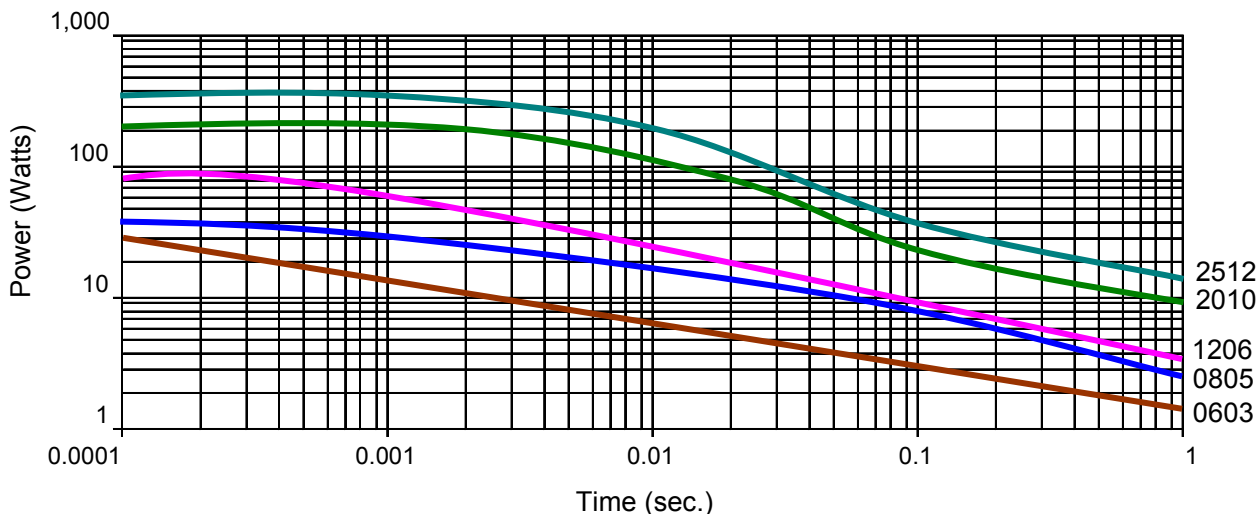


Test Condition: IEC 60115-1

Pulse Withstand Capacity

The single impulse graph is the result of 50 impulses of rectangular shape applied at one minute intervals. The limit of acceptance was a shift in resistance of less than 1% from the initial value. The power applied was subject to the restrictions of the maximum permissible impulse voltage graph shown.

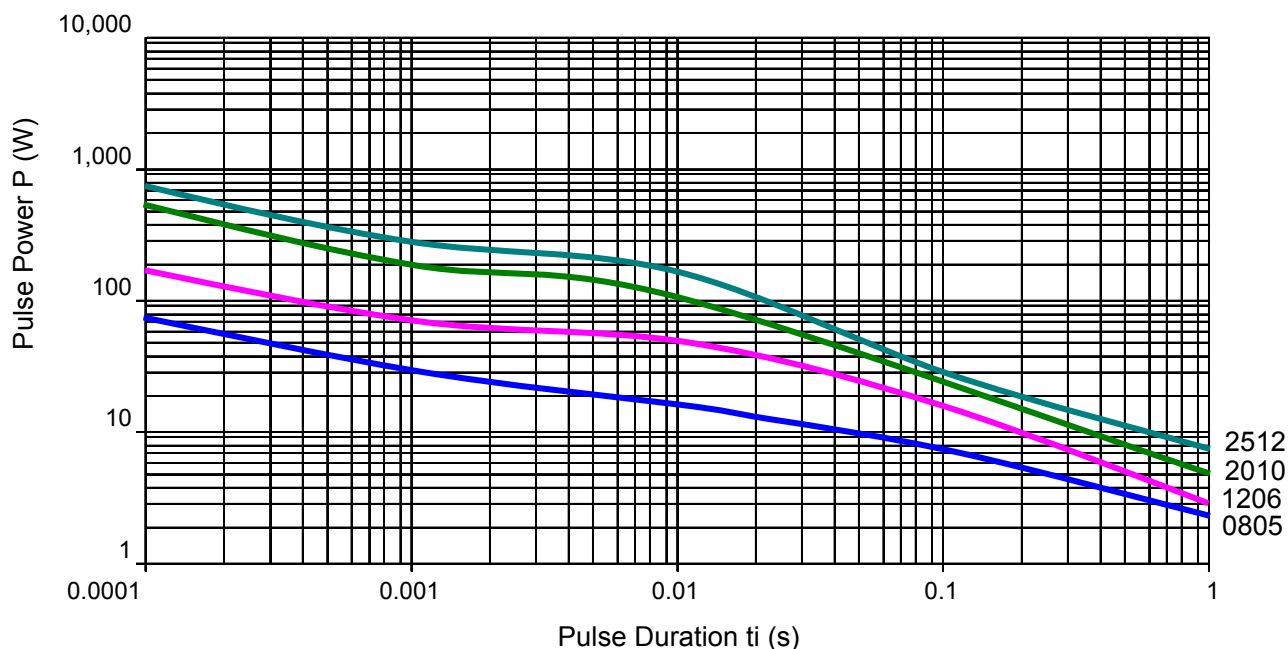
Single Pulse Power (100 Ohm) – 1%



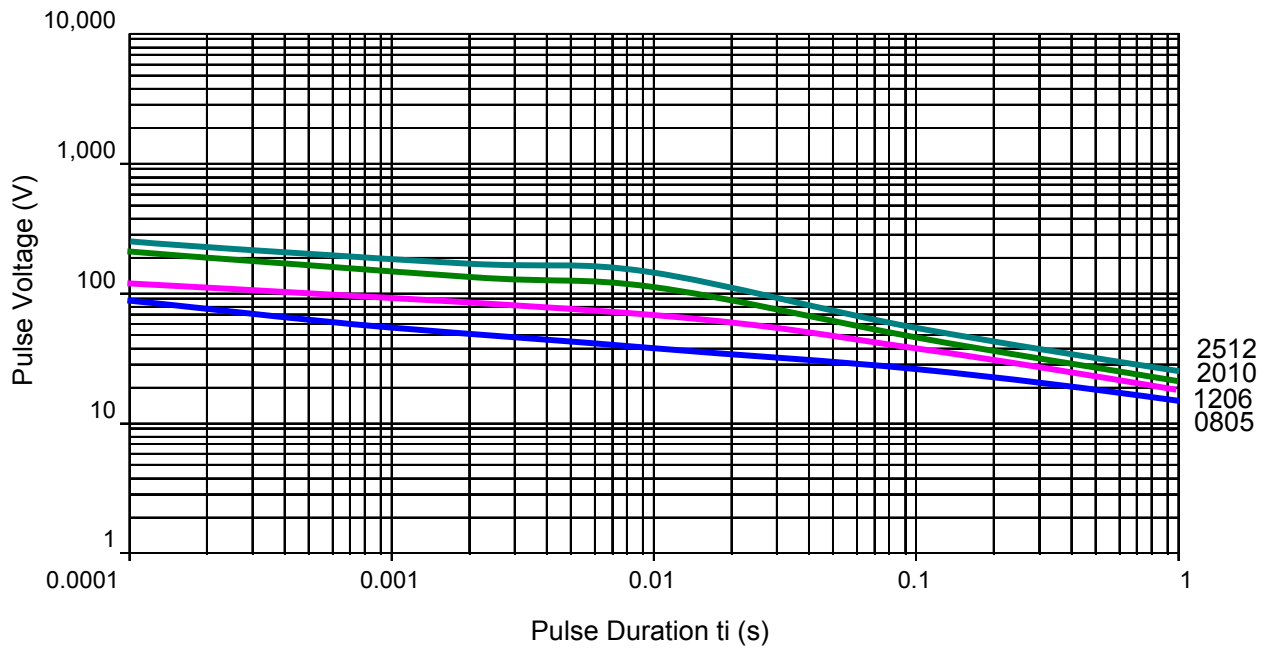
Continuous Pulse

The continuous load graph was obtained by applying repetitive rectangular pulses where the pulse period was adjusted so that the average power dissipated in the resistor was equal to its rated power at 70°C. Again the limit of acceptance was a shift in resistance of less than 1% from the initial value.

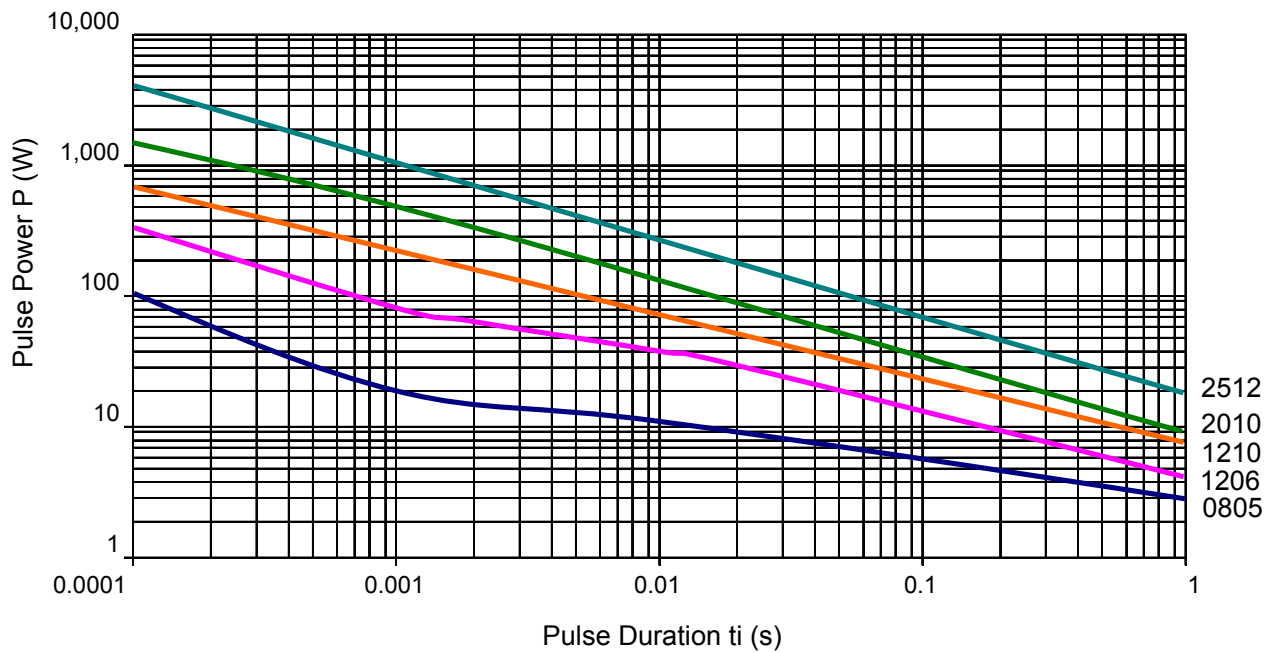
Continuous Pulse Power (100 Ohm) – 1%

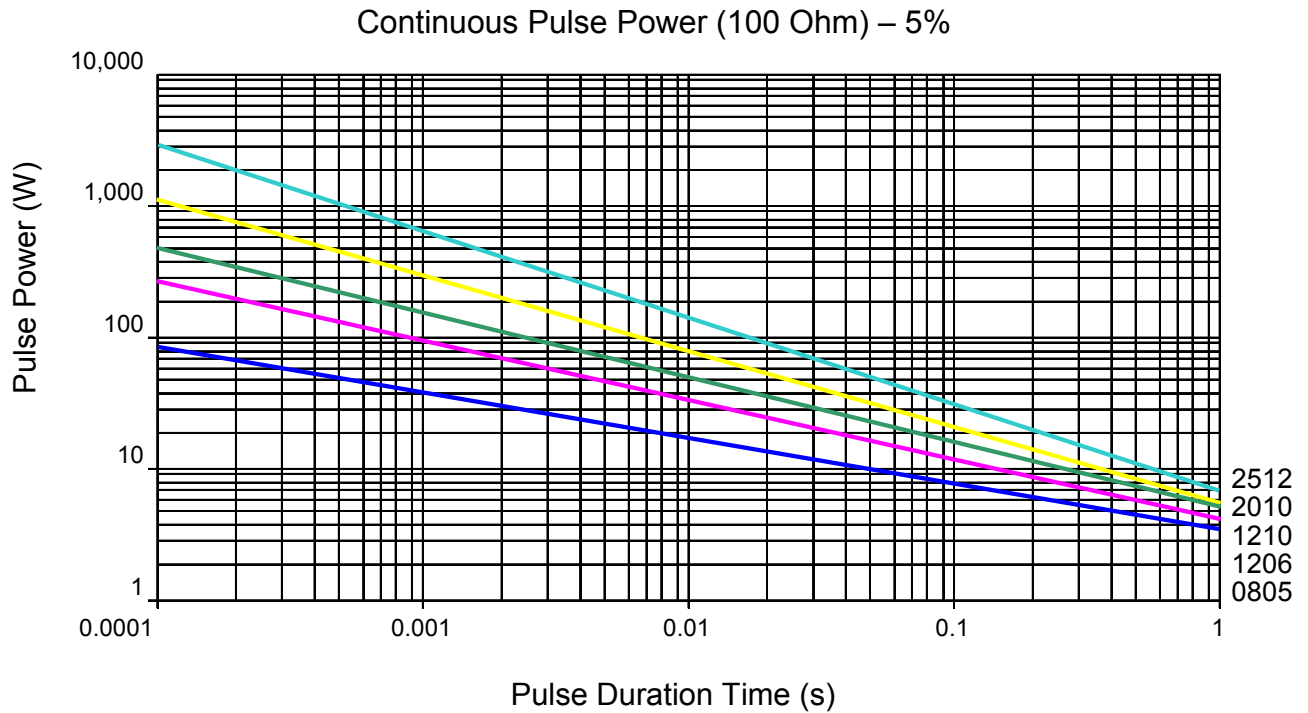


Single Pulse Voltage (100 Ohm) – 1%



Single Pulse Power (100 Ohm) – 5%





How to Order

1	2	3	4	5	6	7	8	9	10	11	12	13
R	P	C	0	8	0	5	J	T	1	0	M	0

Product Series		Size	Power	Tolerance			Packaging				Resistance Value	
RPC	Pulse Withstanding	0603	0.1W	Code	Tol	Value	T	Code	Description	Size	Quantity	Four characters with the multiplier used as the decimal holder. 300 ohm = 300R 10.2 Kohm = 10K2 1 Mohm = 1M00
		0805	0.25W	F	1%	E96			7" Reel	0603	5,000	
		1206	0.33W	J	5%	E24			Paper Tape	0805		
		1210	0.5W	K	10%				1206	1210		
		2010	0.75W	M	20%		G		7" Reel	2010	4,000	
		2512	1.5W						Plastic Tape	2512		
									10" Reel	0805	10,000	
								Paper Tape	1206			

Legacy Part Number (before January 3, 2011):

SEI Type		Code	Nominal Resistance	Tolerance	Packaging
RPC		0805	10M	5%	R

Type	Description	Code	Wattage	Tolerance	Values	SEI Types	Pkg Qty	Description	Code
RPC	Pulse Withstanding	0603	0.1W	1%	E96	0603, 0805, 1206, 1210	5,000	7" reel - paper tape	R
		0805	0.25W	5%	E24	0805, 1206	10,000	10" reel - paper tape	G
		1206	0.33W	10%		2010, 2512	4,000	7" reel - plastic tape	R
		1210	0.5W	20%					
		2010	0.75W						
		2512	1.5W						