




Metal Film Resistors, Military/Established Reliability, MIL-PRF-55182 Qualified, Precision, Type RNC, Characteristics J, H, K



FEATURES

- Meets requirements of MIL-PRF-55182
Very low noise (- 40 dB)
Verified failure rate (contact factory for current level)
100 % stabilization and screening tests. Group A testing, if desired, to customer requirements
Controlled temperature coefficient
Epoxy coating provides superior moisture protection
Standard lead on RNC product is solderable and weldable
Traceability of materials and processing
Monthly acceptance testing
Vishay Dale has complete capability to develop specific reliability programs designed to customer requirements
Extensive stocking program at distributors and factory on RNC50, RNC55, RNC60 and RNC65
For MIL-PRF-55182 characteristics E and C product, see Vishay Angstrom's HDN (Military RNR/RNN) datasheet (www.vishay.com/doc?66001)

Table with 10 columns: GLOBAL MODEL, MIL-PRF-55182 STYLE, MIL SPEC. SHEET, POWER RATING P70 °C W, POWER RATING P125 °C W, TOLERANCE ± %, MAXIMUM WORKING VOLTAGE V, RESISTANCE RANGE Ω, TEMPERATURE COEFFICIENT ± ppm/°C, LIFE FAILURE RATE (1)

Notes

- (1) Consult factory for current QPL failure rates.
(2) Continuous working voltage shall be √P x R or maximum working voltage, whichever is less.
(3) Hot solder dipped leads.
(4) Tolerance of ± 0.1 % is not applicable to characteristics K.

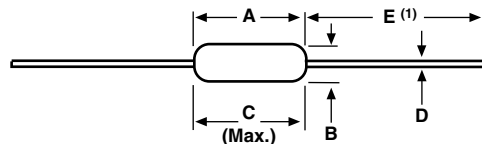
Table with 3 columns: PARAMETER, UNIT, CONDITION

GLOBAL PART NUMBER INFORMATION						
New Global Part Numbering: RNC55H2152FR R36 (preferred part numbering format)						
<div style="display: flex; justify-content: space-around; font-weight: bold; font-size: 1.2em;"> R N C 5 5 H 2 1 5 2 F R R 3 6 </div>						
MIL STYLE	CHARACTERISTICS	RESISTANCE VALUE	TOLERANCE CODE	FAILURE RATE	PACKAGING	SPECIAL
RNC = Solderable/weldable RNR = Solderable only (see Standard Electrical Specifications table)	J = ± 25 ppm H = ± 50 ppm K = ± 100 ppm	3 digit significant figure, followed by a multiplier Use "R" for values < 100 Ω 10R0 = 10 Ω 2152 = 21.5 kΩ 3014 = 3.01 MΩ	B = ± 0.1 % D = ± 0.5 % F = ± 1 %	M = 1.0%/1000 h P = 0.1%/1000 h R = 0.01%/1000 h S = 0.001%/1000 h	B14 = Tin/lead, bulk BSL = Tin/lead, bulk, single lot date code R36 = Tin/lead, T/R (full; 50, 55, 60) R64 = Tin/lead, T/R (full; 65, 70) RE6 = Tin/lead, T/R (1000 pieces) RSL = Tin/lead, T/R, single lot date code	Blank = Standard (Dash number) (Up to 3 digits) From 1 to 999 as applicable 4 = Hot solder dip (70's) 31 = Hot solder dip (50's) 65 = Hot solder dip (55's, 65's) 201 = Hot solder dip (60's)
Historical Part Number example: RNC55H2152FR R36 (will continue to be accepted)						
RNC55	H	2152	F	R	R36	
MIL STYLE	CHARACTERISTIC	RESISTANCE VALUE	TOLERANCE CODE	FAILURE RATE	PACKAGING	

Note

- For additional information on packaging, refer to the Through Hole Resistor Packaging document (www.vishay.com/doc?31544).

DIMENSIONS in inches (millimeters)



Note

- (1) Lead length for product in bulk pack. For product supplied in Tape and Reel, the actual lead length would be based on the body size, tape spacing and lead trim.

VISHAY DALE MODEL	MIL-PRF-55182 STYLE	A	B	C (MAX.)	D	E
ERC50	RNC50, RNR50	0.150 ± 0.020 (3.81 ± 0.51)	0.070 ± 0.010 (1.78 ± 0.25)	0.187 (4.75)	0.016 ± 0.002 (0.41 ± 0.05)	1.25 ± 0.266 (31.75 ± 6.76)
ERC55	RNC55, RNR55	0.250 ± 0.031 - 0.046 (6.35 ± 0.79 - 1.17)	0.094 ± 0.012 (2.39 ± 0.30)	0.300 (7.62)	0.025 ± 0.002 (0.64 ± 0.05)	1.50 ± 0.125 (38.1 ± 3.18)
ERC55..200	RNC60, RNR60	0.280 ± 0.020 (7.11 ± 0.51)	0.097 ± 0.012 (2.46 ± 0.30)	0.350 (8.89)	0.025 ± 0.002 (0.64 ± 0.05)	1.50 ± 0.125 (38.1 ± 3.18)
ERC65	RNC65, RNR65	0.562 ± 0.031 (14.27 ± 0.79)	0.180 ± 0.015 (4.57 ± 0.38)	0.687 (17.45)	0.025 ± 0.002 (0.64 ± 0.05)	1.50 ± 0.125 (38.1 ± 3.18)
ERC70	RNC70, RNR70	0.562 ± 0.031 (14.27 ± 0.79)	0.180 ± 0.015 (4.57 ± 0.38)	0.687 (17.45)	0.032 ± 0.002 (0.81 ± 0.05)	1.50 ± 0.125 (38.1 ± 3.18)

MATERIAL SPECIFICATIONS	
Element	Vacuum-deposited nickel-chrome alloy
Core	Fire-cleaned high purity ceramic
Encapsulation	Specially formulated epoxy compound
Termination	Standard lead material is solder-coated copper solderable and weldable per MIL-STD-1276, type C

POWER RATING

Power ratings are based on the following two conditions:

- ± 2.0 % maximum DR in 10 000 h load life
- + 175 °C maximum operating temperature

APPLICABLE MIL-SPECIFICATIONS

MIL-PRF-55182:

The ERC series meets the electrical, environmental and dimensional requirements of MIL-PRF-55182.

MIL-R-10509:

MIL-PRF-55182 supercedes MIL-R-10509 on new designs. The ERC series meets or exceeds MIL-R-10509 requirements.

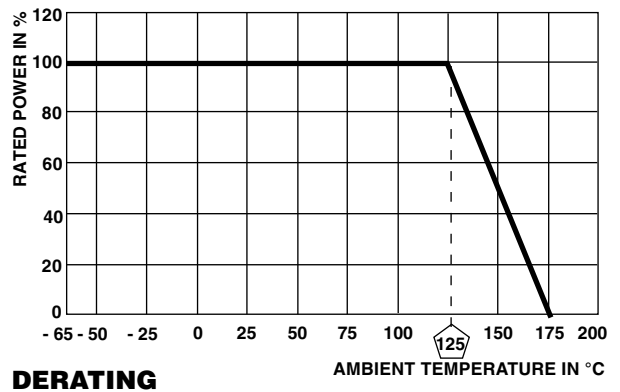
DOCUMENTATION:

Qualification and failure rate verification test data is maintained by Vishay Dale and is available upon request. Lot traceability and identification data is maintained by Vishay Dale for five years.

CAGE CODE: 91637



Vishay Dale ERC resistors have an operating temperature range of - 65 °C to + 175 °C. They must be derated according to the following curve:



MARKING (per MIL-PRF-55182)	
Characteristics: K = 100 ppm, H = 50 ppm, J = 25 ppm	
Tolerance: F = 1 %, D = 0.5 %, B = 0.1 %	
Value = Three significant figures and multiplier	
J = JAN (Joint Army - Navy) brand	
RNC/RNR50, 55 (4 lines)	RNC/RNR60, 65, 70 (5 lines)
D Manufacturer's code	91637 CAGE code
210H 3 digit date code and characteristic	1213J 4 digit date code and JAN
1003 Value	RNC60J Style and characteristic
FSCJ Tolerance, failure rate, lead material and JAN	1211FS Value, tolerance, and failure rate
	1209A Production lot code



Disclaimer

ALL PRODUCT, PRODUCT SPECIFICATIONS AND DATA ARE SUBJECT TO CHANGE WITHOUT NOTICE TO IMPROVE RELIABILITY, FUNCTION OR DESIGN OR OTHERWISE.

Vishay Intertechnology, Inc., its affiliates, agents, and employees, and all persons acting on its or their behalf (collectively, "Vishay"), disclaim any and all liability for any errors, inaccuracies or incompleteness contained in any datasheet or in any other disclosure relating to any product.

Vishay makes no warranty, representation or guarantee regarding the suitability of the products for any particular purpose or the continuing production of any product. To the maximum extent permitted by applicable law, Vishay disclaims (i) any and all liability arising out of the application or use of any product, (ii) any and all liability, including without limitation special, consequential or incidental damages, and (iii) any and all implied warranties, including warranties of fitness for particular purpose, non-infringement and merchantability.

Statements regarding the suitability of products for certain types of applications are based on Vishay's knowledge of typical requirements that are often placed on Vishay products in generic applications. Such statements are not binding statements about the suitability of products for a particular application. It is the customer's responsibility to validate that a particular product with the properties described in the product specification is suitable for use in a particular application. Parameters provided in datasheets and/or specifications may vary in different applications and performance may vary over time. All operating parameters, including typical parameters, must be validated for each customer application by the customer's technical experts. Product specifications do not expand or otherwise modify Vishay's terms and conditions of purchase, including but not limited to the warranty expressed therein.

Except as expressly indicated in writing, Vishay products are not designed for use in medical, life-saving, or life-sustaining applications or for any other application in which the failure of the Vishay product could result in personal injury or death. Customers using or selling Vishay products not expressly indicated for use in such applications do so at their own risk. Please contact authorized Vishay personnel to obtain written terms and conditions regarding products designed for such applications.

No license, express or implied, by estoppel or otherwise, to any intellectual property rights is granted by this document or by any conduct of Vishay. Product names and markings noted herein may be trademarks of their respective owners.

Material Category Policy

Vishay Intertechnology, Inc. hereby certifies that all its products that are identified as RoHS-Compliant fulfill the definitions and restrictions defined under Directive 2011/65/EU of The European Parliament and of the Council of June 8, 2011 on the restriction of the use of certain hazardous substances in electrical and electronic equipment (EEE) - recast, unless otherwise specified as non-compliant.

Please note that some Vishay documentation may still make reference to RoHS Directive 2002/95/EC. We confirm that all the products identified as being compliant to Directive 2002/95/EC conform to Directive 2011/65/EU.

Vishay Intertechnology, Inc. hereby certifies that all its products that are identified as Halogen-Free follow Halogen-Free requirements as per JEDEC JS709A standards. Please note that some Vishay documentation may still make reference to the IEC 61249-2-21 definition. We confirm that all the products identified as being compliant to IEC 61249-2-21 conform to JEDEC JS709A standards.