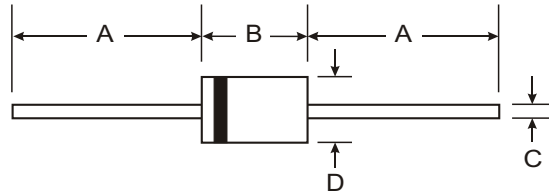


**DISCONTINUED**

### Features

High Voltage to 3000V with Low Leakage  
1.5kV to 3kV  $V_{RRM}$   
Plastic Package - UL Recognition Flammability  
Classification 94V-0



### Mechanical Data

Case: DO-41 Molded Plastic  
Terminals: Plated Leads Solderable per  
MIL-STD-202, Method 208  
Polarity: Cathode Band  
Approx. Weight: 0.35 grams  
Mounting Position: Any  
Marking: Type Number

DO-41 Plastic		
Dim	Min	Max
A	25.40	—
B	4.06	5.21
C	0.71	0.884
D	2.00	2.72
All Dimensions in mm		

### Maximum Ratings and Electrical Characteristics @ $T_A = 25^\circ\text{C}$ unless otherwise specified

Single phase, half wave, 60Hz, resistive or inductive load.  
For capacitive load, derate current by 20%.

Characteristic	Symbol	R1500F	R2000F	R3000F	Unit
Peak Repetitive Reverse Voltage Working Peak Reverse Voltage DC Blocking Voltage	$V_{RRM}$ $V_{RWM}$ $V_R$	1500	2000	3000	V
RMS Reverse Voltage	$V_{R(RMS)}$	1050	1400	2100	V
Average Rectified Output Current (Note 1) @ $T_L = 55^\circ\text{C}$	$I_O$	500		200	A
Non-Repetitive Peak Forward Surge Current 8.3ms single half sine-wave superimposed on rated load (JEDEC Method)	$I_{FSM}$	30		25	A
Forward Voltage @ $I_F = 500\text{mA}$ @ $I_F = 200\text{mA}$	$V_{FM}$	2.0 —	3.0 —	— 6.0	V
Peak Reverse Current at Rated DC Blocking Voltage	$I_{RM}$	5.0			$\mu\text{A}$
Typical Junction Capacitance (Note 2)	$C_j$	9.0		6.0	pF
Typical Reverse Recovery Time (Note 3)	$t_{rr}$	500			ns
Operating and Storage Temperature Range	$T_j, T_{STG}$	-65 to +125			$^\circ\text{C}$

- Notes:
1. Valid provided that leads are kept at ambient temperature at a distance of 9.5mm from the case.
  2. Measured at 1.0 MHz and applied reverse voltage of 4.0V DC.
  3. Measured with  $I_F = 0.5\text{A}$ ,  $I_R = -1\text{A}$ ,  $I_{rr} = -0.25\text{A}$

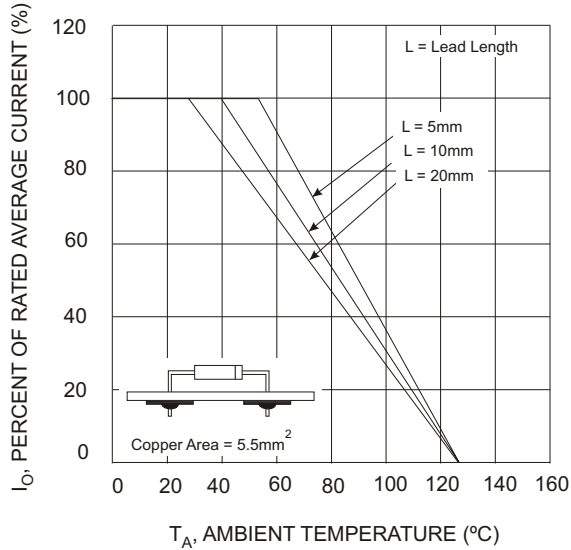


Fig. 1 Current Derating for Various Lead Lengths

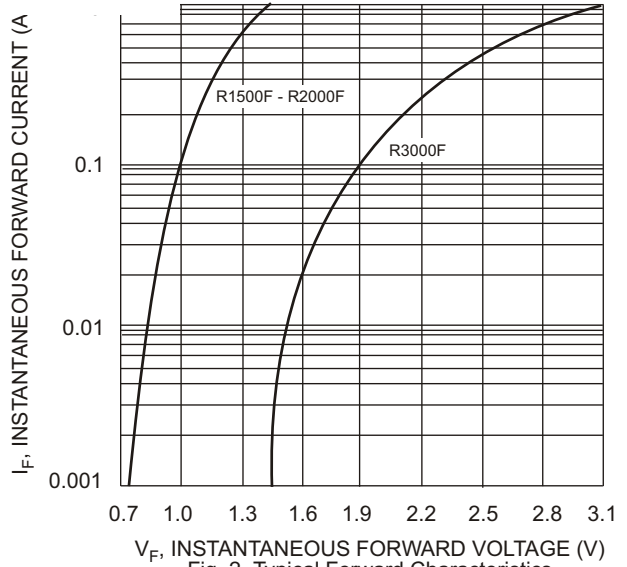


Fig. 2 Typical Forward Characteristics

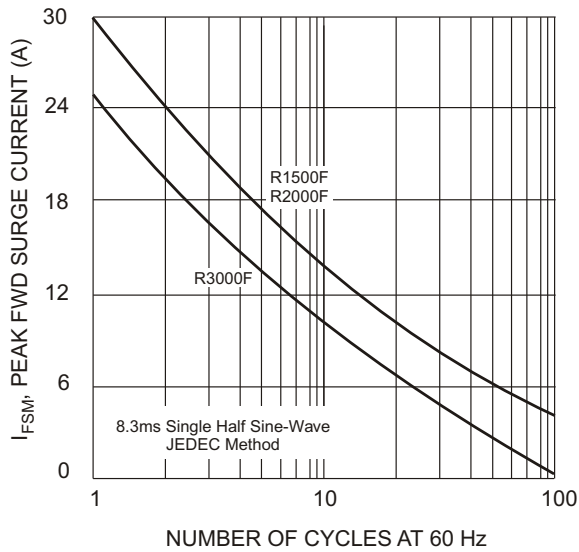


Fig. 3 Peak Fwd Surge Current vs # of Cycles @ 60 Hz

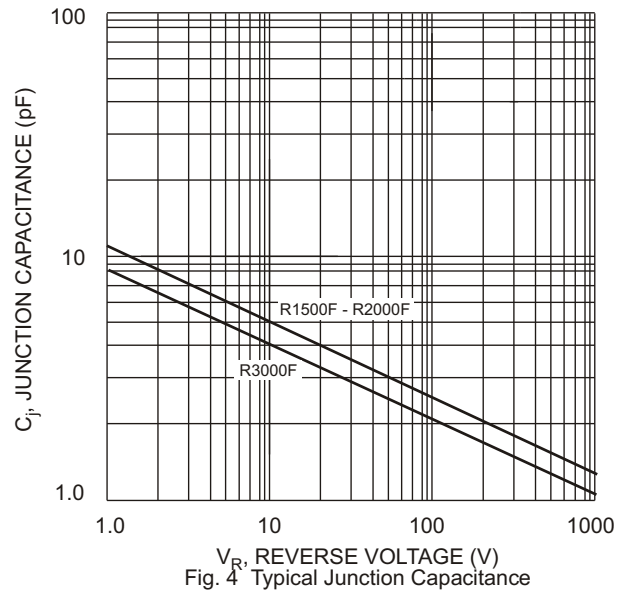


Fig. 4 Typical Junction Capacitance

**IMPORTANT NOTICE**

Diodes Incorporated and its subsidiaries reserve the right to make modifications, enhancements, improvements, corrections or other changes without further notice to any product herein. Diodes Incorporated does not assume any liability arising out of the application or use of any product described herein; neither does it convey any license under its patent rights, nor the rights of others. The user of products in such applications shall assume all risks of such use and will agree to hold Diodes Incorporated and all the companies whose products are represented on our website, harmless against all damages.

**LIFE SUPPORT**

Diodes Incorporated products are not authorized for use as critical components in life support devices or systems without the expressed written approval of the President of Diodes Incorporated.