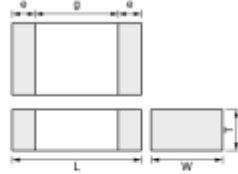


# PRG18BB101MB1RB

In Production Recommended RoHS REACH

## Appearance & Shape



Part Number	Dimensions (mm)				
	L	W	T	e	g
<b>PRG15_RC</b>	1.0±0.05	0.5±0.05	0.5±0.05	0.15 to 0.4	-
<b>PRG18_RB</b>	1.6±0.15	0.8±0.15	0.8±0.15	0.1 to 0.6	-
<b>PRG21_RA</b>	2.0±0.2	1.25±0.2	0.9±0.2	0.2 min. 0.5 min.	-
<b>PRG21_RK</b>	2.0±0.2	1.25±0.2	1.25±0.2	0.2 min. 0.5 min.	-

## Features

1. Rapid operation to protect the circuit in an overcurrent condition abnormality such as a short circuit.  
By removing the overcurrent condition, these products automatically return to the initial condition and can be used repeatedly.
2. Suitable for countermeasure to short circuit test in safety standard
3. Stable resistance after operation due to ceramic PTC
4. Similar size (0603 size) is possible due to the large capacity for electric power.
5. Possible to use these products as current limiting resistors with overcurrent protection functions
6. SMD type is helpful for miniaturizing circuits because of its small size and light weight
7. Lead is not contained in the terminations

## Applications

Limited Usage Consumer Grade

## Packaging Information

Packaging	Specifications	Minimum Order Quantity
RB	180mm Paper Tape	4000

### Attention

1. This datasheet is downloaded from the website of Murata Manufacturing Co., Ltd. Therefore, its specifications are subject to change or our products in it may be discontinued without advance notice. Please check with our sales representatives or product engineers before ordering.
2. This datasheet has only typical specifications because there is no space for detailed specifications.  
Therefore, please review our product specifications or consult the approval sheet for product specifications before ordering.

# PRG18BB101MB1RB



## Specifications

Max. Voltage	24V	Mass	0.004g
Hold Current(25°C)	21mA		
Measure Condition of Hold Current	(at +25°C)		
Hold Current (2)	11mA		
Measure Condition of Hold Current (2)	(at +75°C)		
Trip Current	45mA		
Measure Condition of Trip Current	(at +25°C)		
Trip Current(2)	57mA		
Measure Condition of Trip Current(2)	(at -20°C)		
Max. Current	300mA		
Resistance (25°C)	100Ω		
Resistance Value Tolerance (at 25°C)	±20%		
Curie Point(typ.)	100°C		
Operating Temperature Range	-20°C to 75°C		
Size Code (in mm)	1.6x0.8mm		
Size Code (in inch)	0.6x0.3inch		
Shape	SMD		

### Attention

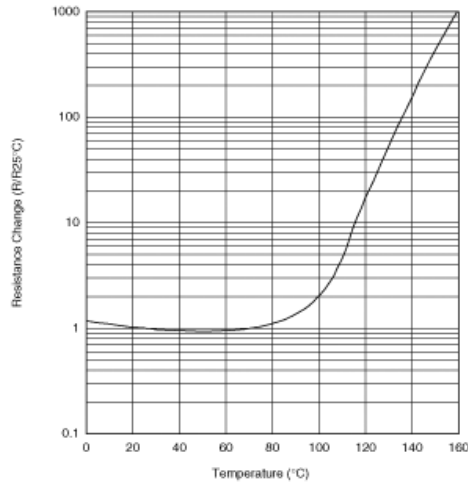
1.This datasheet is downloaded from the website of Murata Manufacturing Co., Ltd. Therefore, it's specifications are subject to change or our products in it may be discontinued without advance notice. Please check with our sales representatives or product engineers before ordering.

2.This datasheet has only typical specifications because there is no space for detailed specifications.

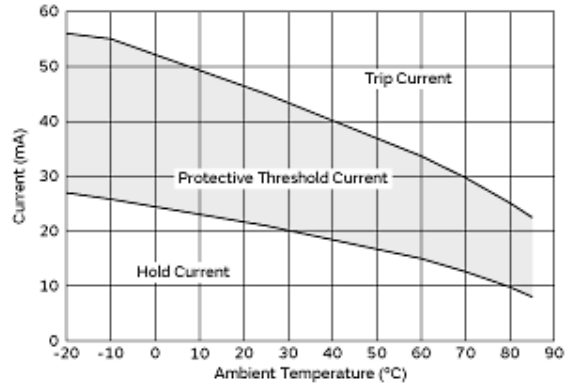
Therefore, please review our product specifications or consult the approval sheet for product specifications before ordering.

# PRG18BB101MB1RB

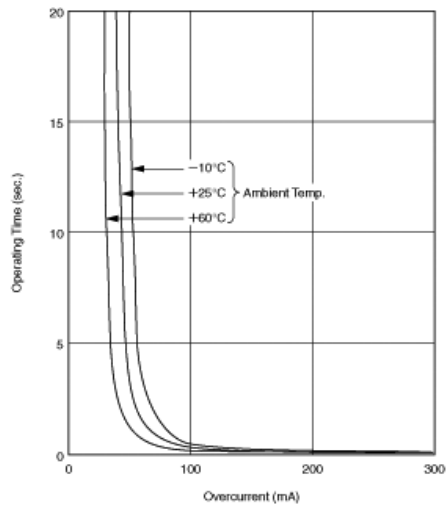
## Product Data



Resistance-Temperature Charac.



Protective Threshold Current Range



Operating Time (Typical Curve)

**Attention**

1.This datasheet is downloaded from the website of Murata Manufacturing Co., Ltd. Therefore, it's specifications are subject to change or our products in it may be discontinued without advance notice. Please check with our sales representatives or product engineers before ordering.  
2.This datasheet has only typical specifications because there is no space for detailed specifications.  
Therefore, please review our product specifications or consult the approval sheet for product specifications before ordering.