




MMS-112-01-L-DH



MMS-112-02-F-SH



MMS-116-02-L-DV



MMS-108-01-L-SV



(2.00 mm) .0787"

MMS SERIES

TIGER CLAW™ SOCKET STRIP

Board Mates:

TMMH, TMM, MTMM, MMT, TW, LTMM, ZLTM, TSH

Cable Mates:

TCMD

SPECIFICATIONS

For complete specifications see www.samtec.com?MMS

Insulator Material:

Black LCP

Contact Material:

Phosphor Bronze

Plating:

Sn or Au over

50 μm (1.27 μm) Ni

Current Rating (MMS/TMM):

3.9 A per pin

(2 pins powered)

Operating Temp Range:

-55 °C to +125 °C with Gold

-55 °C to +105 °C with Tin

Insertion Depth:

DH = (2.13 mm) .084" to

(2.79 mm) .110",

SH = (2.13 mm) .084" minimum or pass-through

Top Entry DV/SV = (2.13 mm) .084" to (4.32 mm) .170"

Bottom Entry DV/SV = (4.27 mm) .168" minimum

(Plus board)

RoHS Compliant:

Yes

PROCESSING

Lead-Free Solderable:

Yes

SMT Lead Coplanarity:

(0.15 mm) .006" max*

*(.004" stencil solution may be available; contact

IPG@samtec.com)

RECOGNITIONS

For complete scope of recognitions see www.samtec.com/quality



FILE NO. E111394

ALSO AVAILABLE (MOQ Required)

- Alignment Pin (-DV only)
- Locking clips and Through-hole pass-through options
- Other platings

Note: Some lengths, styles and options are non-standard, non-returnable.

MMS	1	NO. PINS PER ROW	01	PLATING OPTION	ROW OPTION	OTHER OPTION
02 thru 40				-F = Gold flash on contact, Matte Tin on tail	-SV = Single Vertical	-XX = Polarized Position
				-L = 10 μm (0.25 μm) Gold contact, Matte Tin on tail	-SH = Single Horizontal	
					-DV = Double Vertical	
					-DH = Double Horizontal	

HIGH-SPEED CHANNEL PERFORMANCE

Rating based on Samtec reference channel. For full SI performance data visit Samtec.com or contact SIG@samtec.com

8 Gbps

MMS	1	NO. PINS PER ROW	02	PLATING OPTION	ROW OPTION	OTHER OPTION
02 thru 40				-F = Gold flash on contact, Matte Tin on tail	-SV = Single Vertical	-XX = Polarized Position
				-L = 10 μm (0.25 μm) Gold contact, Matte Tin on tail	-SH = Single Horizontal	-K = (5.50 mm) .217" DIA Polyimide Film Pick & Place Pad (-SV & -DV only) (-SV = 3 positions min.) (-DV = 4 positions min.)
					-DV = Double Vertical	-M = Metal Pick & Place Pad (4 positions min.) (-DV only)
					-DH = Double Horizontal	-P = Plastic Pick & Place Pad (4 pos. min., -SV only) (5 pos. min., -DV only)
						-TR = Tape & Reel Packaging

Due to technical progress, all designs, specifications and components are subject to change without notice.