

Type MJS Lightning Surge Withstand Fuse

5 x 15mm Glass Tube
RoHS Compliant

MJSD0106



MJS fuses have been used for years for Tip and Ring protection in telecommunication circuits. And they continue to be used in legacy designs. However, with advent of new issues of IEC/UL 60950 and Telcordia GR-1089 (Issue 3), MJS fuses may no longer meet all test requirements, depending on the end product circuit design. It is recommended that Types RJS and SMP be evaluated for all new telecommunication applications.

Electrical Characteristics (UL/CSA STD. 248-14)

Testing Current	Blow Time	
	Minimum	Maximum
100%	4 Hrs.	N/A
135%	N/A	1 Hr
200%	3 sec	20 sec
500%	100 msec	1.5 sec
1000%	30 msec	300 msec

Approvals



Safety Agency Approvals	Amp range / Volt @ I.R. ability
UL Listed File no. E20624	100mA - 7A / 125V AC@ 10,000A
CSA Certified File no. LR39772	100mA - 7A / 250V AC@ 200A
PS E File no. JET1037-31003-1003	1A - 5A / 125V AC@ 500A

RoHS Compliant Product

For RoHS Compliant Version, add suffix "R" after catalog number

Power Cross Rating

600V AC, 40A

Operating Temperature

-55°C to +125°C

Physical Specification

Materials

Glass body / Nickel Plated Brass Caps

Lead wire:

Tin plated Copper, Diameter 0.032"

Option With Heat Shrink Tubing (VW-1) over body

Marking

On fuse:

"bel", "MJS", "Current Rating", "Voltage Rating", "Appropriate Safety Logos", "V" (RoHS Version)

On label:

"bel", "MJS", "Current Rating", "Voltage Rating", "Interrupting Rating", "Appropriate Safety Logos", and "PS E" + suffix "R" for RoHS Version

Packaging

1. In bulk:

500 pcs per box

2. On Axial Tape & Reel:

1,500 pcs per reel

3. Tape & Reel specification:

per EIA-296-E & IEC 286-1 @ 10mm Pitch and 52.4mm inside Tape Spacing

Catalog Number	RoHS Suffix	Ampere Rating	Typical Cold Resistance (ohm)	Volt-drop @100% In (Volt) max.	Melting I ² T < 10 mSec (A ² Sec)	Melting I ² T @10 In (A ² Sec)	Peak Surge Current (Amp)		Maximum Power Dissipation (W)
							(Fig A) 25 Pulses 10us x 1000us	(Fig B) 50 Pulses 10us x 500us	
MJS 100	-R	100mA	12.80	1.88	0.068	0.088	4.5	6.0	0.22
MJS 125	-R	125mA	7.62	1.44	0.11	0.14	5.6	7.5	0.24
MJS 150	-R	150mA	5.28	1.17	0.17	0.22	6.8	9.0	0.27
MJS 200	-R	200mA	3.66	1.02	0.26	0.34	9	12	0.30
MJS 250	-R	250mA	2.54	0.89	0.41	0.53	12	16	0.34
MJS 300	-R	300mA	1.50	0.78	0.60	0.79	15	17	0.36
MJS 350	-R	350mA	1.06	0.72	0.80	1.03	18	24	0.40
MJS 400	-R	400mA	0.98	0.67	0.99	1.29	20	27	0.42
MJS 500	-R	500mA	0.57	0.59	2	2	26	35	0.47
MJS 600	-R	600mA	0.440	0.53	2	2	29	33	0.49
MJS 700	-R	700mA	0.340	0.49	3	4	38	50	0.54
MJS 750	-R	750mA	0.310	0.48	3	4	38	50	0.55
MJS 800	-R	800mA	0.220	0.42	5	7	50	66	0.60
MJS 1	-R	1A	0.190	0.39	6	8	56	75	0.64
MJS 1.25	-R	1.25A	0.127	0.34	9	12	75	100	0.71
MJS 1.5	-R	1.5A	0.096	0.29	14	19	94	125	0.79
MJS 2	-R	2A	0.064	0.26	23	30	120	160	0.88
MJS 2.5	-R	2.5A	0.045	0.22	35	47	150	200	0.98
MJS 3	-R	3A	0.036	0.19	55	73	195	260	1.10
MJS 3.5	-R	3.5A	0.029	0.18	69	91	225	300	1.16
MJS 4	-R	4A	0.023	0.17	86	114	255	340	1.22
MJS 5	-R	5A	0.019	0.15	135	179	330	440	1.36
MJS 6	-R	6A	0.014	0.13	211	279	428	570	1.51
MJS 7	-R	7A	0.012	0.12	263	350	488	650	1.60

Consult manufacturer for other ratings

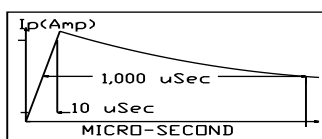
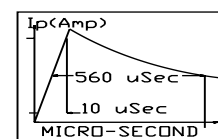
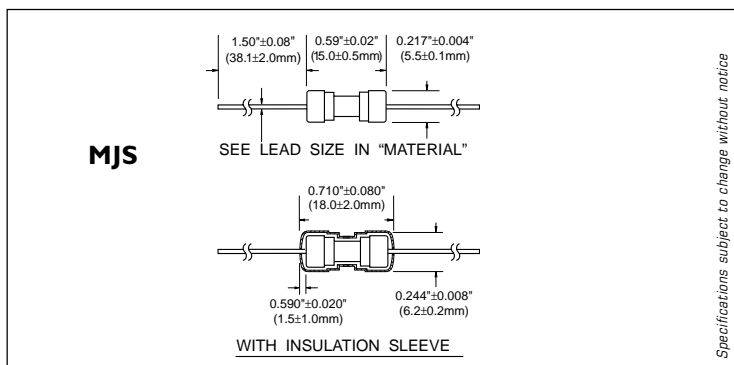


FIG A



See P.4 for explanation of Peak Surge Current Withstand

Mechanical Dimensions



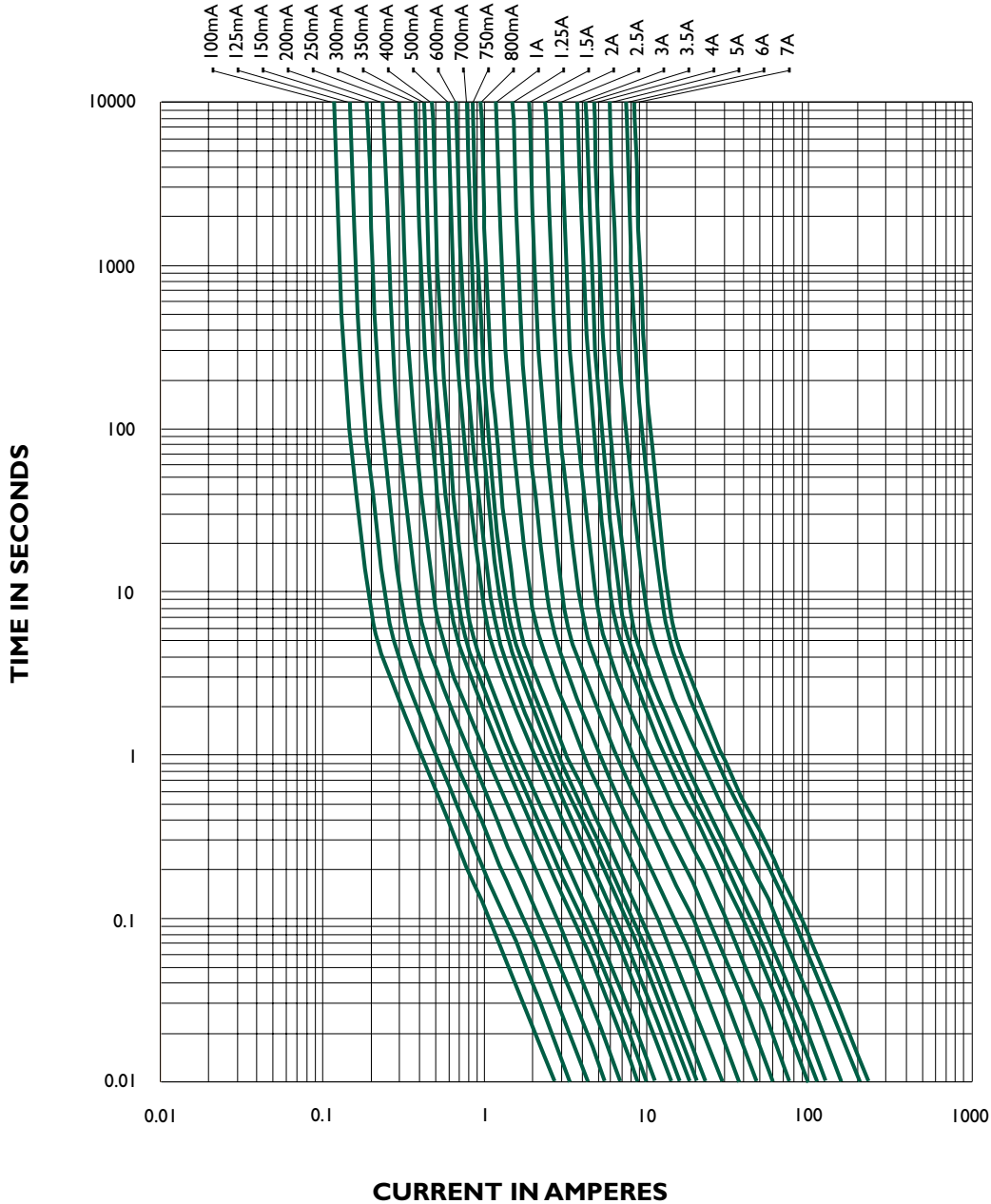
Specifications subject to change without notice

ORDERING INFORMATION SEE LAST 2 PAGES

Type MJS
Lightning Surge Withstand Fuse

5 x 15mm Glass Tube
RoHS Compliant

MJS - TIME CURRENT CHARACTERISTIC CURVE



Specifications subject to change without notice

NOTE - see important information under "User Guide" on P.08

Corporate Office
Bel Fuse Inc.
206 Van Vorst Street, Jersey City, NJ 07302
Tel: 201-432-0463
Fax: 201-432-9542
E-Mail: belfuse@belfuse.com
Website: www.belfuse.com

Far East Office
Bel Fuse Ltd.
8F/8 Luk Hop Street
San Po Kong
Kowloon, Hong Kong
Tel: 852-2328-5515
Fax: 852-2352-3706

European Office
Bel Fuse Europe Ltd.
Preston Technology Management Centre
Marsh Lane, Preston PR1 8UD
Lancashire, U.K
Tel: 44-1772-556601
Fax: 44-1772-888366