

CLASS CC KLDR SERIES FUSES

600 Vac • 300 Vdc • Time-Delay • 1/10-30 A



Description

KLDR fuses are time-delay fuses designed to protect control transformers, solenoids and similar inductive components with high magnetizing currents during the first half-cycle. They provide excellent protection of motor branch circuits containing IEC or NEMA rated motor controllers or contactors.

Features/Benefits

- Meets UL and CSA standards
- Class CC fuses are the smallest 600 V, 200,000 A.I.R. fuses approved for branch circuit protection
- Rejection feature prevents use of fuses with lower interrupting ratings or voltage ratings when used with corresponding fuse holders
- Extremely current limiting reduces damage caused by heating and magnetic effects of short-circuit currents

Applications

- Transformer Protection

Specifications

Voltage Rating	AC: 600 V DC: 300 V
Amperage Rating	1/10 – 30 A
Interrupting Rating	AC: 200 kA rms symmetrical DC: 20 kA
Material	Body: Melamine Caps: Nickel-plated Bronze
Fuse Weight	.019 lb (8.62g)
Approvals	AC: Standard 248-4, Class CC UL Listed 1/10-30 A (File: E81895) CSA Certified 1/10-30 A (File: LR29862) DC: Littelfuse self-certified
Environmental	RoHS Compliant
Country of Origin	Mexico

Ordering Information

AMPERAGE RATINGS				
1/10	6/10	1 8/10	4 1/2	10
1/8	3/4	2	5	12
15/100	8/10	2 1/4	5 6/10	15
3/16	1	2 1/2	6	17 1/2
2/10	1 1/8	2 8/10	6 1/4	20
1/4	1 1/4	3	7	25
3/10	1 4/10	3 2/10	7 1/2	30
4/10	1 1/2	3 1/2	8	—
1/2	1 9/10	4	9	—

AMPERAGE	PART NUMBER	ORDERING NUMBER
10	KLDR 10	KLDR010.TXP

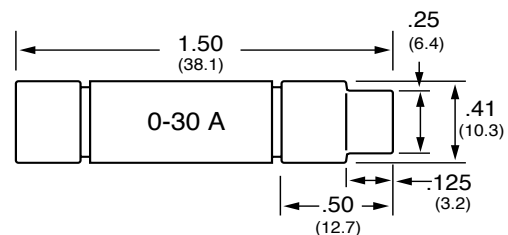
Web Resources

For additional informations, visit:
littelfuse.com/klDR

Recommended Fuse Holders

L60030C Series
LPSC Touch-Safe Series

Dimensions Inches (mm)



CLASS CC KLDR SERIES FUSES

Electrical Specifications

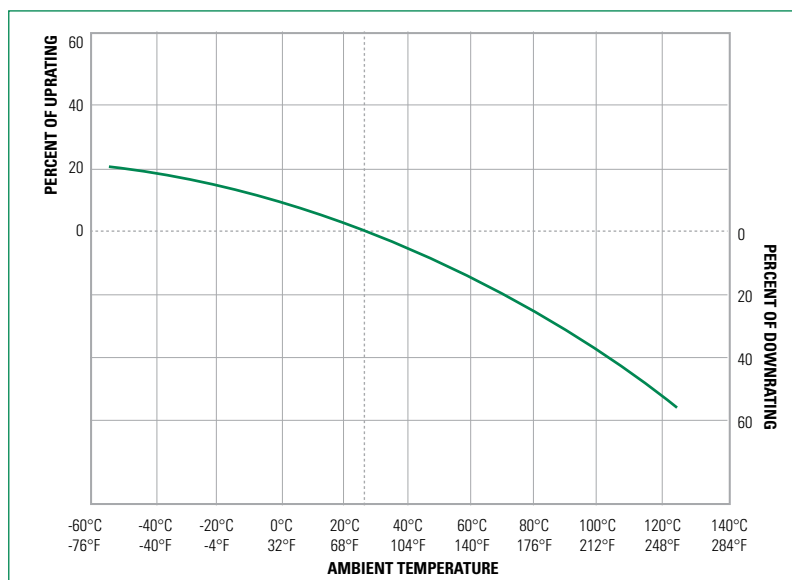
ORDERING NUMBER	AMPERAGE RATING	VOLTAGE RATING		INTERRUPTING RATING		UPC	WATTS LOSS AT 100% RATED CURRENT (W)	WATTS LOSS AT 80% RATED CURRENT (W)	TOTAL CLEARING I ² T (A ² SEC) 200 kA	AGENCY APPROVALS		
		AC	DC	AC	DC					UL	CSA	RoHS
KLDR01.6TXP	1-6/10	600	300	200 kA	20 kA	07945879252	3.56	1.40	10	•	•	•
KLDR004.TXP	4	600	300	200 kA	20 kA	07945879261	1.88	1.10	40	•	•	•
KLDR07.5TXP	7-½	600	300	200 kA	20 kA	07945879268	1.68	0.94	1460	•	•	•
KLDR020.TXP	20	600	300	200 kA	20 kA	07945879275	2.30	1.39	1700	•	•	•
KLDR030.TXP	30	600	300	200 kA	20 kA	07945879277	2.75	1.62	1790	•	•	•

Current-Limiting Effects

SHORT CIRCUIT CURRENT*	APPARENT RMS SYMMETRICAL CURRENT FOR VARIOUS FUSE RATINGS			
	4 A	6 A	20 A	30 A
5,000	315	366	535	750
10,000	355	422	635	875
15,000	380	453	700	950
20,000	395	478	735	1000
25,000	405	492	800	1050
30,000	415	505	815	1125
35,000	420	515	840	1175
40,000	427	520	860	1200
50,000	438	538	910	1300
60,000	440	545	950	1350
80,000	455	555	1010	1400
100,000	460	575	1075	1500
150,000	470	600	1150	1600
200,000	478	620	1250	1750

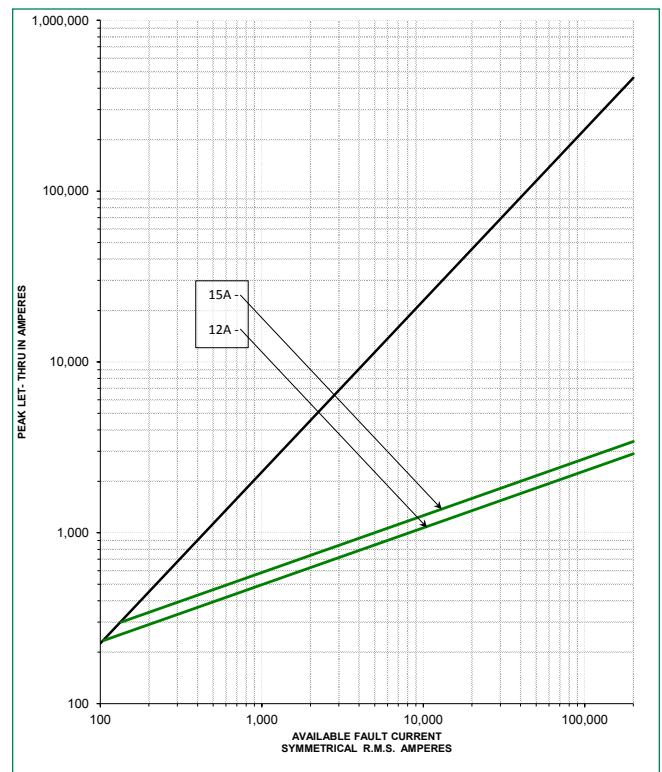
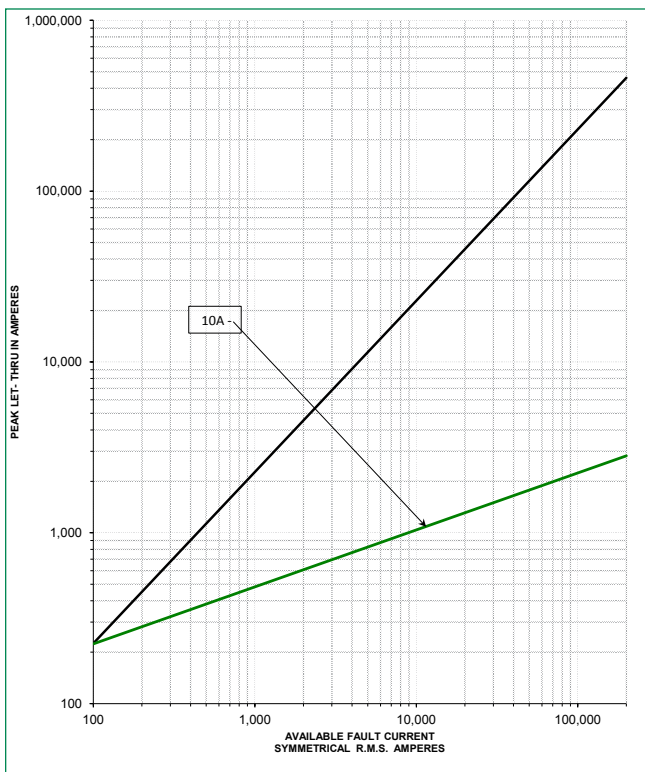
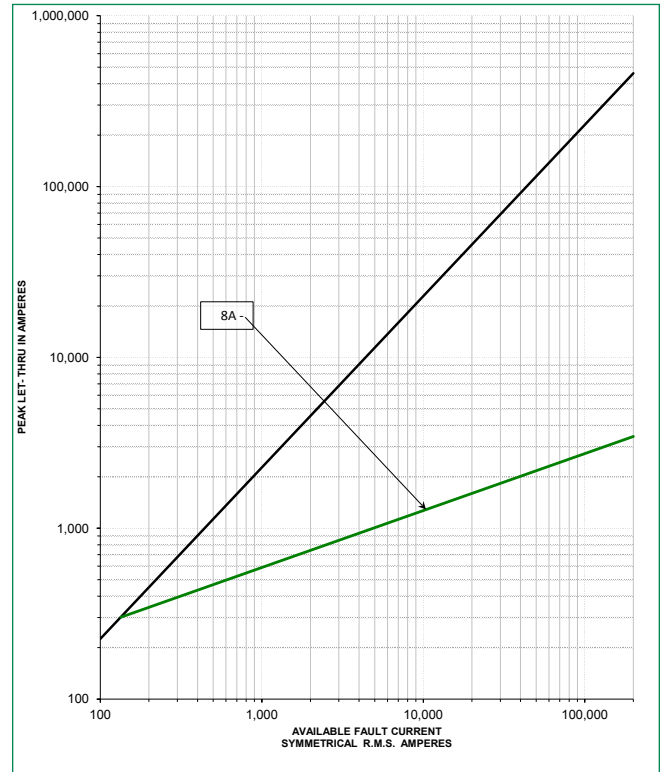
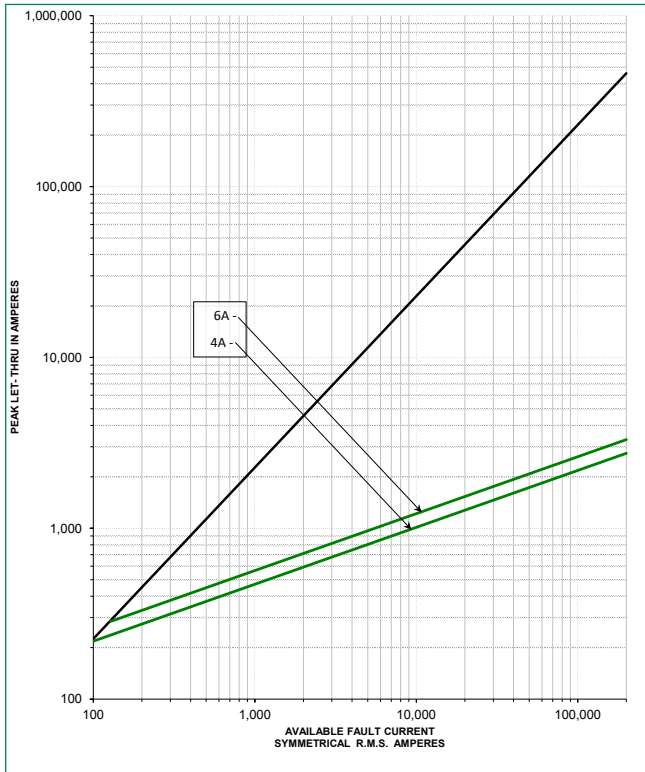
*Prospective RMS Symmetrical Amperes Short-Circuit Current
Note: Data Derived from Peak Let-Thru Curves

Temperature Derating Curve (Temperature of Air Immediately Surrounding Fuse)



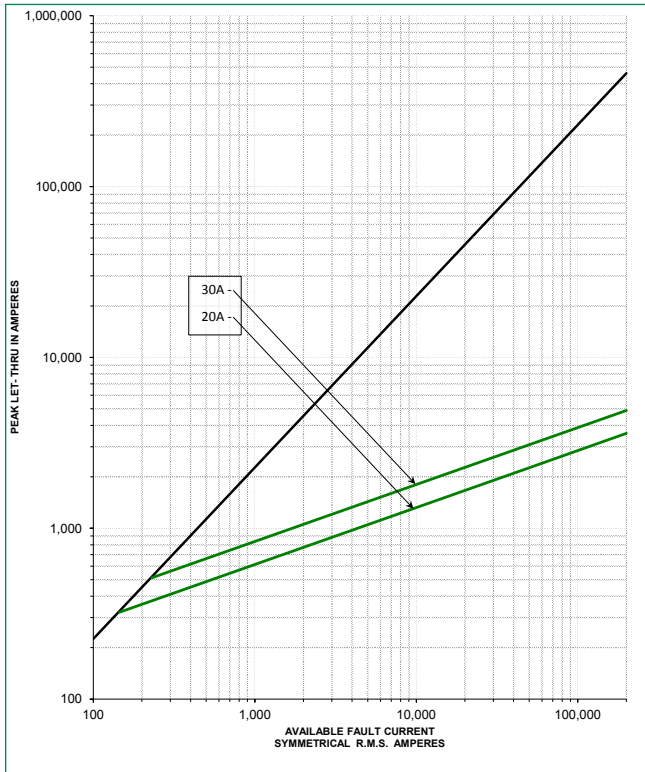
CLASS CC KLDR SERIES FUSES

Peak Let-Thru Curves

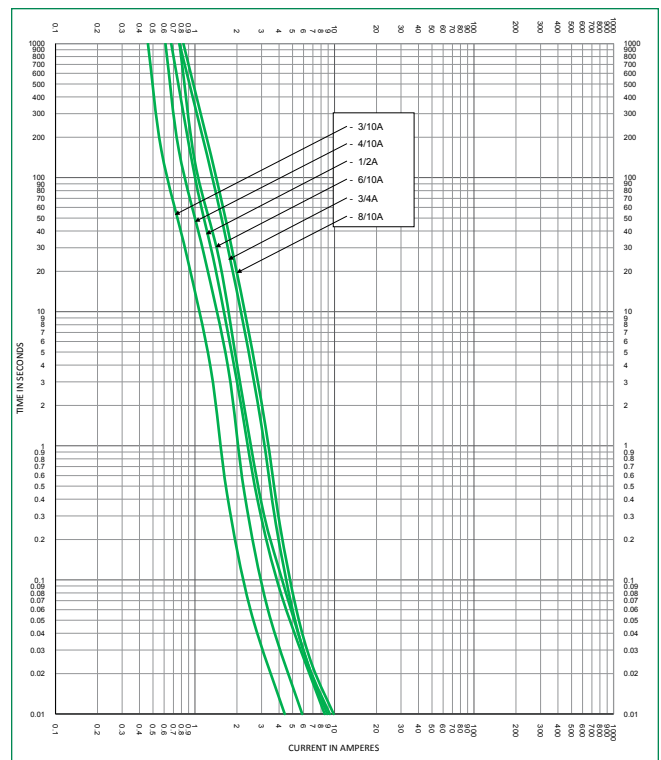
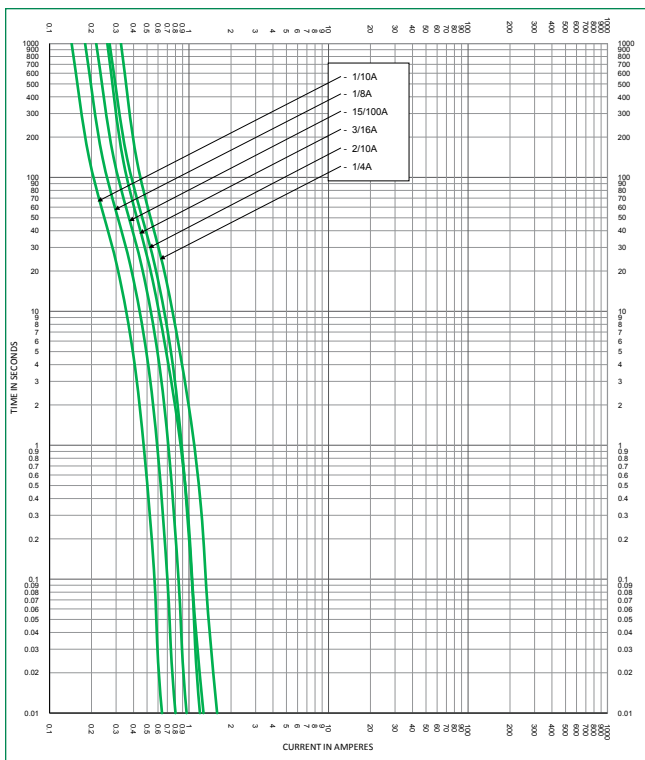


CLASS CC KLDR SERIES FUSES

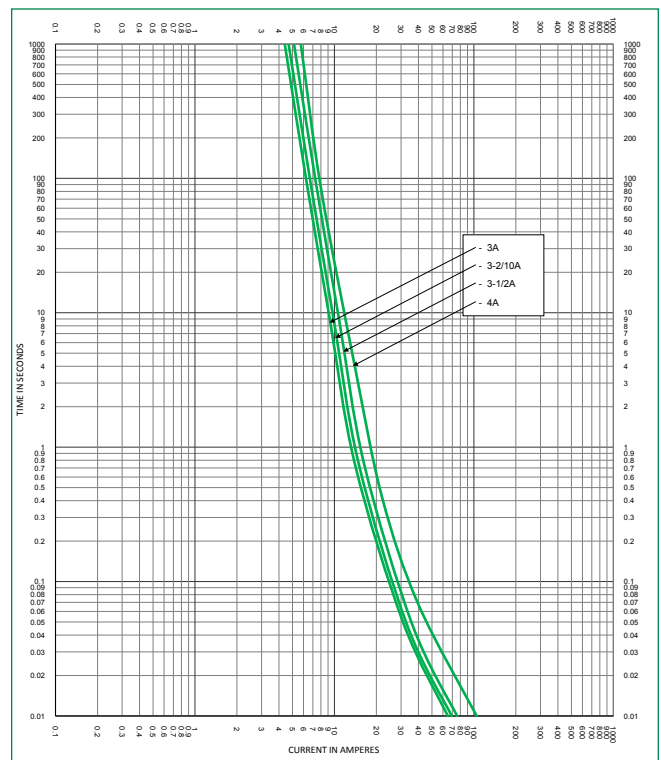
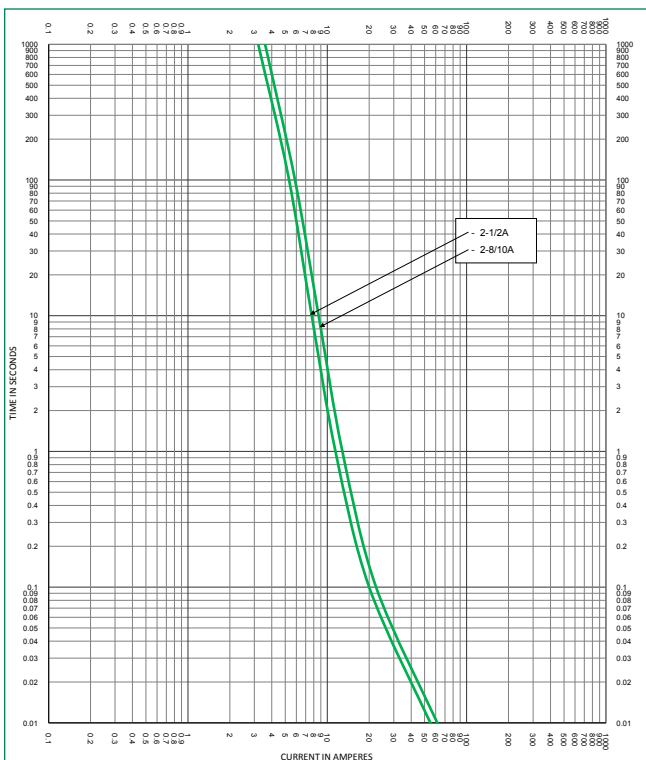
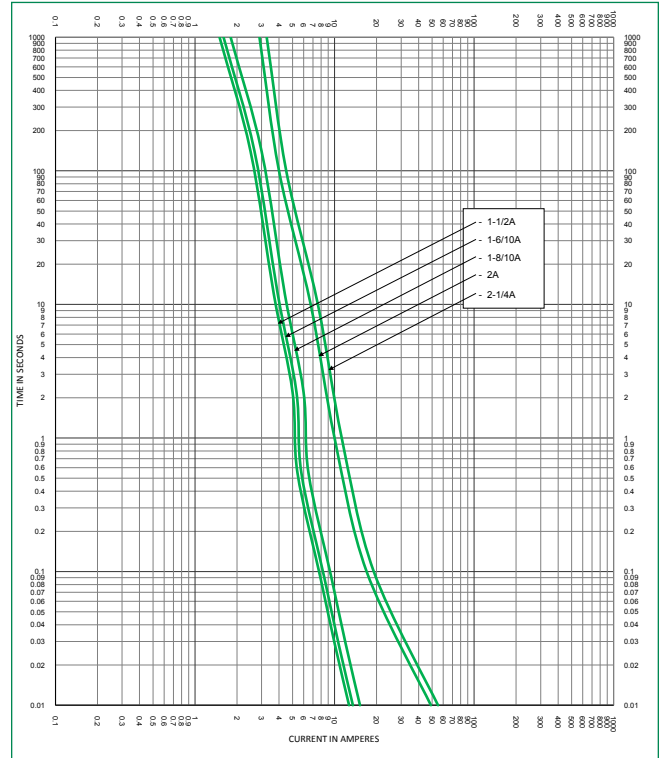
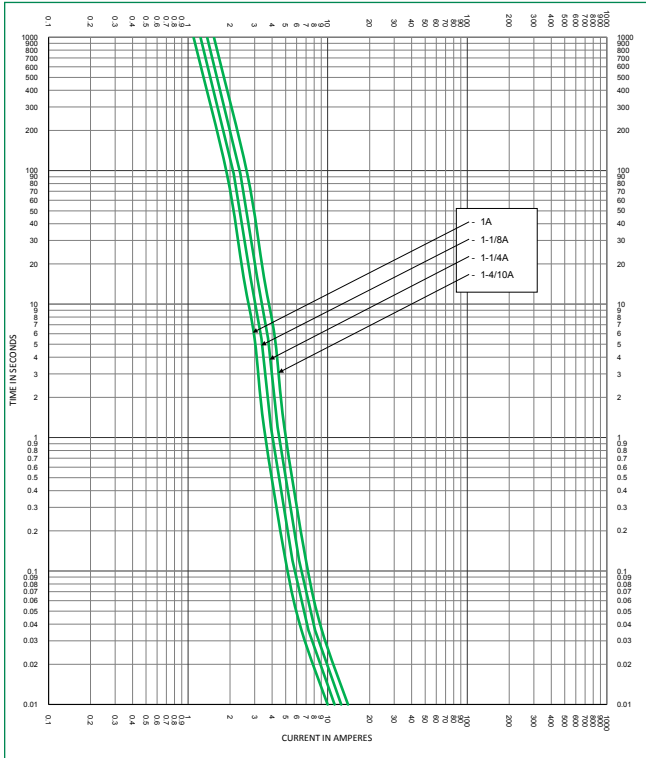
Peak Let-Thru Curves



Time Current Curves



Time Current Curves



Time Current Curves

