




.050" [1.27 mm] Contact Centers, Male Headers, Straight/Right Angle/SMT

SPECIFICATIONS

- Insulator Material: Nylon
- Contact Material: Brass
- Plating: Gold Flash Overall
- 1 Amp current rating
- UL Flammability Rating: 94V-0
- Stacker Options available - Consult factory

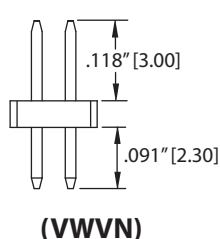
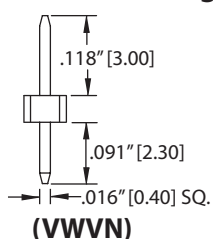


TERMINATION TYPE

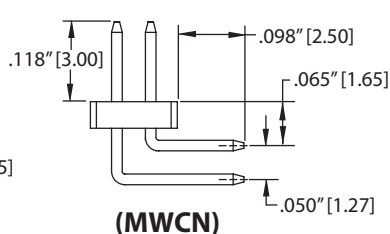
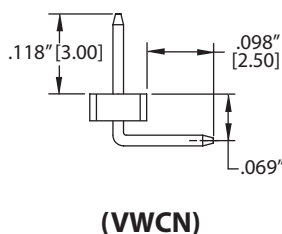
SINGLE READOUT

DUAL READOUT

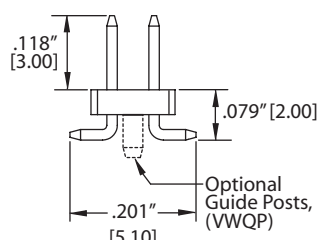
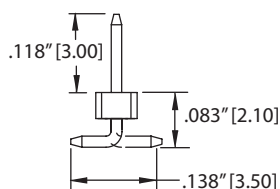
STRAIGHT



RIGHT ANGLE

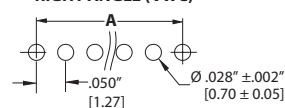


SURFACE MOUNT (SMT)

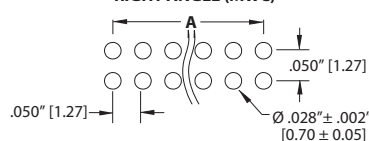


PCB LAYOUT

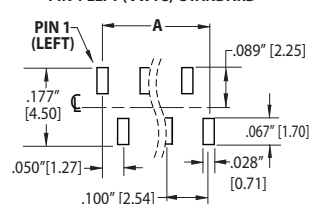
STRAIGHT (VWV) RIGHT ANGLE (VWC)



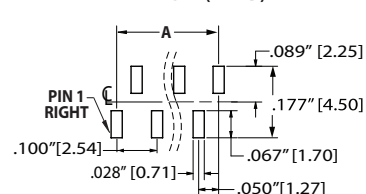
STRAIGHT (VWV) RIGHT ANGLE (MWC)



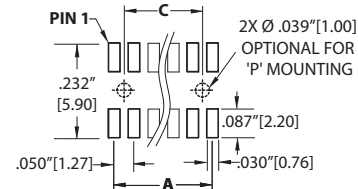
SURFACE MOUNT PIN 1 LEFT (VWTC) STANDARD



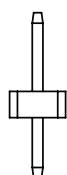
PIN 1 RIGHT (VWTD)



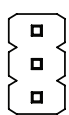
(VWQ)



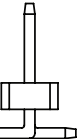
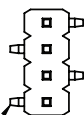
MOUNTING STYLE



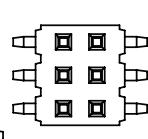
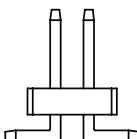
No Mounting, (N)



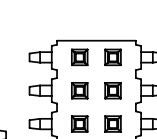
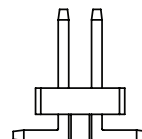
SMT, Pin 1 Left (C) Standard



SMT, Pin 1 Right (D) Only Even Positions



SMT, Without Guide Posts (S)



SMT, With Guide Posts (P)



.050" [1.27 mm] Contact Centers, Male Headers, Straight/Right Angle/SMT

PART NUMBER OPTIONS

G R P B xx 1 VVV N - RC

INSULATOR MATERIAL
G = Nylon

CONTACT MATERIAL
R = Brass

CONTACT FINISH - RoHS Compliant
P = Gold Flash Overall

CONTACT CENTERS
B = .050" [1.27 mm]

NUMBER OF POSITIONS
Positions Available
2 Thru 50 = VVC, VWQ, VWT, VVV
1 Thru 50 = MWC

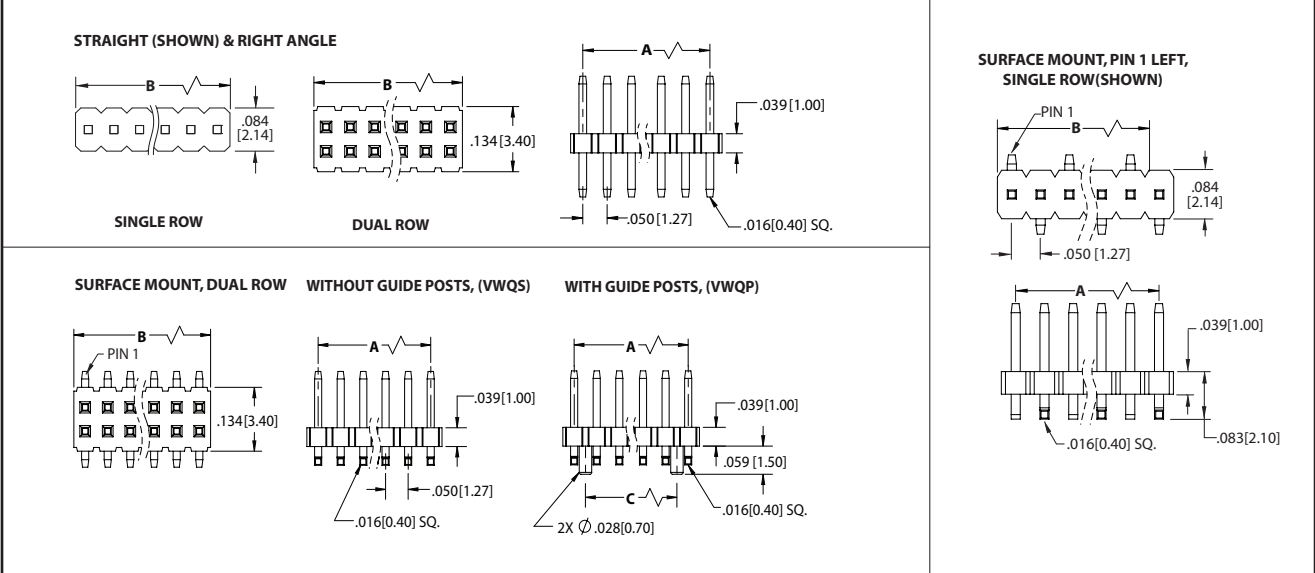
RoHS COMPLIANT
Consult Factory For Modifications

MOUNTING STYLE
N = No Mounting
C = Surface Mount, Pin 1 Left (Single Row Only)
D = Surface Mount, Pin 1 Right (Single Row on Even Positions Only)
S = Surface Mount without Guide Pins (Dual Row Only)
P = Surface Mount with Guide Posts (Dual Row Only)

TERMINATION TYPE (Opposite Page)
VVV, VVC, MWC, VWT, VWQ

NUMBER OF ROWS
1 = Single Row
2 = Dual Row

DIMENSIONS Dimensions in [] are in millimeters, all others are in inches.



Positions	Number of Contacts Single/Dual	DIMENSION A		DIMENSION B		DIMENSION C	
		in	mm	in	mm	in	mm
01	01/02	N/A	N/A	.050	1.27	N/A	
02	02/04	.050	1.27	.100	2.54	N/A	
03	03/06	.100	2.54	.150	3.81	.050	1.27
04	04/08	.150	3.81	.200	5.08	.100	2.54
05	05/10	.200	5.08	.250	6.35	.150	3.81
06	06/12	.250	6.35	.300	7.62	.200	5.08
07	07/14	.300	7.62	.350	8.89	.250	6.35
08	08/16	.350	8.89	.400	10.16	.300	7.62
09	09/18	.400	10.16	.450	11.43	.350	8.89
10	10/20	.450	11.43	.500	12.70	.400	10.16
11	11/22	.500	12.70	.550	13.97	.450	11.43
12	12/24	.550	13.97	.600	15.24	.500	12.70
13	13/26	.600	15.24	.650	16.51	.550	13.97
14	14/28	.650	16.51	.700	17.78	.600	15.24
15	15/30	.700	17.78	.750	19.05	.650	16.51
16	16/32	.750	19.05	.800	20.32	.700	17.78
17	17/34	.800	20.32	.850	21.59	.750	19.05
18	18/36	.850	21.59	.900	22.86	.800	20.32
19	19/38	.900	22.86	.950	24.13	.850	21.59
20	20/40	.950	24.13	1.000	25.40	.900	22.86
21	21/42	1.000	25.40	1.050	26.67	.950	24.13
22	22/44	1.050	26.67	1.100	27.94	1.000	25.40
23	23/46	1.100	27.94	1.150	29.21	1.050	26.67
24	24/48	1.150	29.21	1.200	30.48	1.100	27.94
25	25/50	1.200	30.48	1.250	31.75	1.150	29.21

Positions	Number of Contacts Single/Dual	DIMENSION A		DIMENSION B		DIMENSION C	
		in	mm	in	mm	in	mm
26	26/52	1.250	31.75	1.300	33.02	1.200	30.48
27	27/54	1.300	33.02	1.350	34.29	1.250	31.75
28	28/56	1.350	34.29	1.400	35.56	1.300	33.02
29	29/58	1.400	35.56	1.450	36.83	1.350	34.29
30	30/60	1.450	36.83	1.500	38.10	1.400	35.56
31	31/62	1.500	38.10	1.550	39.37	1.450	36.83
32	32/64	1.550	39.37	1.600	40.64	1.500	38.10
33	33/66	1.600	40.64	1.650	41.91	1.550	39.37
34	34/68	1.650	41.91	1.700	43.18	1.600	40.64
35	35/70	1.700	43.18	1.750	44.45	1.650	41.91
36	36/72	1.750	44.45	1.800	45.72	1.700	43.18
37	37/74	1.800	45.72	1.850	46.99	1.750	44.45
38	38/76	1.850	46.99	1.900	48.26	1.800	45.72
39	39/78	1.900	48.26	1.950	49.53	1.850	46.99
40	40/80	1.950	49.53	2.000	50.80	1.900	48.26
41	41/82	2.000	50.80	2.050	52.07	1.950	49.53
42	42/84	2.050	52.07	2.100	53.34	2.000	50.80
43	43/86	2.100	53.34	2.150	54.61	2.050	52.07
44	44/88	2.150	54.61	2.200	55.88	2.100	53.34
45	45/90	2.200	55.88	2.250	57.15	2.150	54.61
46	46/92	2.250	57.15	2.300	58.42	2.200	55.88
47	47/94	2.300	58.42	2.350	59.69	2.250	57.15
48	48/96	2.350	59.69	2.400	60.96	2.300	58.42
49	49/98	2.400	60.96	2.450	62.23	2.350	59.69
50	50/100	2.450	62.23	2.500	63.50	2.400	60.96