


ESE20C/20D Momentary Push Switches

Type: **ESE20C/ESE20D**
(H=8.9 mm)



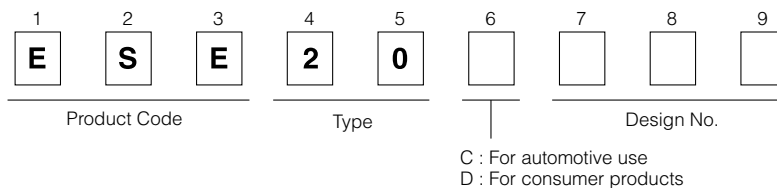
■ Features

- User-friendly tactile feedback when operated
- Long over-travel

■ Recommended Applications

- Operation switches for automobiles (switches for heater controls, overdrive, steering, etc.)
- Secondary power switches for lower voltage in consumer electronic equipment and different types of mode switches

■ Explanation of Part Numbers



■ Specifications

Rating	0.01 μ A 5 V DC to 0.1 A 14 V DC (Resistive load)
Full Travel	2.5 mm
Mounting Height	8.9 mm
Poles and Throws	1-pole 1-throw
Operating Mode	Non-lock
Operating Force	2.0 N \pm 1.0 N, 4.0 N \pm 1.5 N
Minimum Quantity/Packing Unit	60 pcs. Polyethylene Bag (Bulk)
Quantity/Cartron	1,200 pcs.

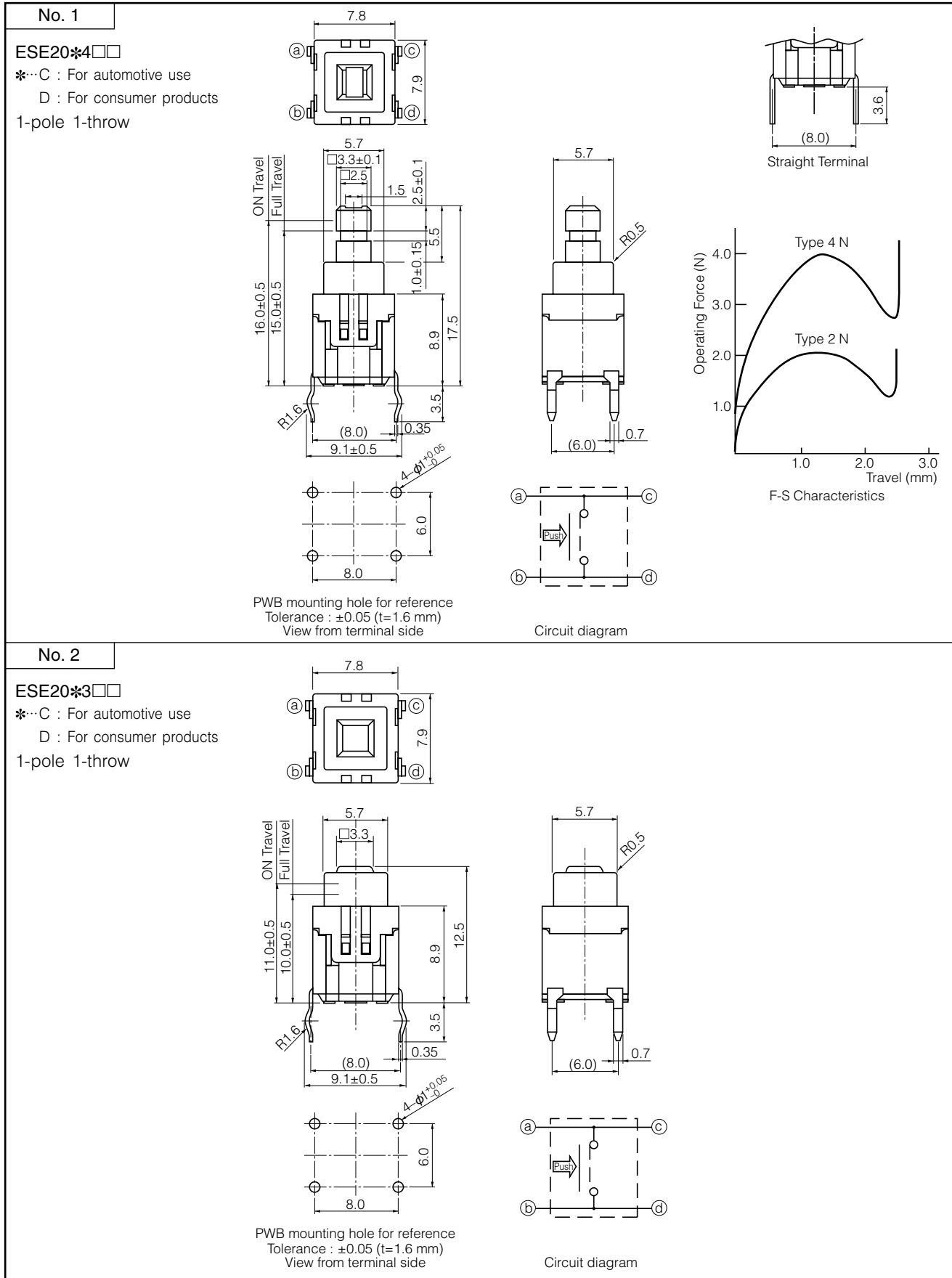
■ Standard Products

Full Travel	Operating Force	Lever Height	Terminal Shape	
			Straight	Formed
2.5 mm	2.0 N \pm 1.0 N	12.5 mm	ESE20*323	ESE20*321
		17.5 mm	ESE20*423	ESE20*421
	4.0 N \pm 1.5 N	12.5 mm	ESE20*343	ESE20*341
		17.5 mm	ESE20*443	ESE20*441

*C : For automotive use D : For consumer products

Design and specifications are each subject to change without notice. Ask factory for the current technical specifications before purchase and/or use.
Should a safety concern arise regarding this product, please be sure to contact us immediately.

■ Dimensions in mm (not to scale)



■ Application Notes:

- Operating force should be applied at the center of the lever.

Design and specifications are each subject to change without notice. Ask factory for the current technical specifications before purchase and/or use.
 Should a safety concern arise regarding this product, please be sure to contact us immediately.

Requests to customers

Please refer to "the latest product specifications" when designing your product.

Requests to customers :

<https://industrial.panasonic.com/ac/e/salespolicies/>

Safety Precautions

When using our products, no matter what sort of equipment they might be used for, be sure to confirm the applications and environmental conditions with our specifications in advance.

Please contact

Panasonic Corporation

Electromechanical Control Business Division

■ 1006, Oaza Kadoma, Kadoma-shi, Osaka 571-8506, Japan
industrial.panasonic.com/ac/e/

Panasonic[®]

©Panasonic Corporation 2019