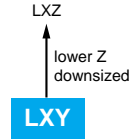


**LXY Series**

- Newly innovative electrolyte and internal architecture are employed
- Endurance with ripple current : 105°C 2000 to 8000 hours
- Solvent-proof type (see PRECAUTIONS AND GUIDELINES)
- Pb-free design

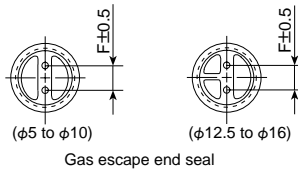
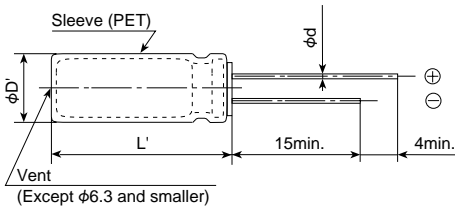


◆ SPECIFICATIONS

Items	Characteristics	
Category	-55 to +105°C	
Temperature Range	-55 to +105°C	
Rated Voltage Range	10 to 63V <sub>dc</sub>	
Capacitance Tolerance	±20% (M) (at 20°C, 120Hz)	
Leakage Current	I=0.01CV or 3μA, whichever is greater. Where, I : Max. leakage current (μA), C : Nominal capacitance (μF), V : Rated voltage (V) (at 20°C after 2 minutes)	
Dissipation Factor (tanδ)	Rated voltage (V <sub>dc</sub> )	10V 16V 25V 35V 50V 63V
	tanδ (Max.)	0.19 0.16 0.14 0.12 0.10 0.10
	When nominal capacitance exceeds 1000μF, add 0.02 to the value above for each 1000μF increase. (at 20°C, 120Hz)	
Low Temperature Characteristics (Max. Impedance Ratio)	Z(-55°C)/Z(+20°C)	10V <sub>dc</sub> to 50V <sub>dc</sub> : 3max. 63V <sub>dc</sub> : 6max.
		(at 120Hz)
Endurance	The following specifications shall be satisfied when the capacitors are restored to 20°C after subjected to DC voltage with the rated ripple current is applied for the specified period of time at 105°C.	
	Time	φ5 & 6.3 : 2000hours φ8 : 3000hours φ10 : 5000hours φ12.5 : 7000hours φ16 & 18 : 8000hours
	Capacitance change	≤±20% of the initial value
	D.F. (tanδ)	≤200% of the initial specified value
	Leakage current	≤The initial specified value
Shelf Life	The following specifications shall be satisfied when the capacitors are restored to 20°C after exposing them for 1000 hours at 105°C without voltage applied.	
	Capacitance change	≤±20% of the initial value
	D.F. (tanδ)	≤200% of the initial specified value
	Leakage current	≤The initial specified value

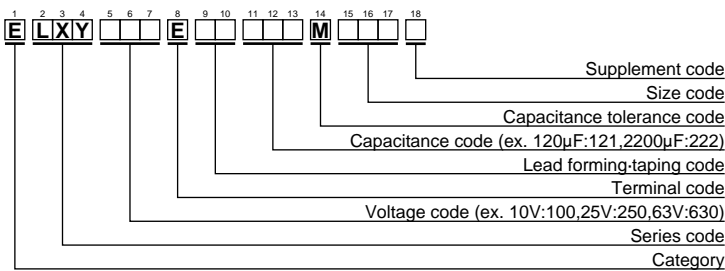
◆ DIMENSIONS [mm]

- Terminal Code : E



φD	5	6.3	8	10	12.5	16
φd	0.5	0.5	0.6	0.6	0.6	0.8
F	2.0	2.5	3.5	5.0	5.0	7.5
φD'	φD+0.5max.					
L'	L+1.5max.					

◆ PART NUMBERING SYSTEM



Please refer to "A guide to global code (radial lead type)"

◆ RATED RIPPLE CURRENT MULTIPLIERS

- Frequency Multipliers

Capacitance (μF)	Frequency (Hz)			
	120	1k	10k	100k
10 to 180	0.40	0.75	0.90	1.00
220 to 560	0.50	0.85	0.94	1.00
680 to 1800	0.60	0.87	0.95	1.00
2200 to 3900	0.75	0.90	0.95	1.00
4700 to 8200	0.85	0.95	0.98	1.00



### ◆STANDARD RATINGS

WV (Vdc)	Cap (μF)	Case size φD×L(mm)	Impedance (Ωmax/100kHz)		Rated ripple current (mA rms/105°C, 100kHz)	Part No.	WV (Vdc)	Cap (μF)	Case size φD×L(mm)	Impedance (Ωmax/100kHz)		Rated ripple current (mA rms/105°C, 100kHz)	Part No.
			20°C	-10°C						20°C	-10°C		
10	82	5 × 11.5	0.75	1.5	163	ELXY100E□□820MEB5D	35	27	5 × 11.5	0.75	1.5	163	ELXY350E□□270MEB5D
	180	6.3 × 11.5	0.35	0.70	273	ELXY100E□□181MFB5D		56	6.3 × 11.5	0.35	0.70	273	ELXY350E□□560MFB5D
	220	6.3 × 15	0.25	0.50	390	ELXY100E□□221MF15D		82	6.3 × 15	0.25	0.50	390	ELXY350E□□820MF15D
	330	8 × 12	0.17	0.34	445	ELXY100E□□331MH12D		120	8 × 12	0.17	0.34	445	ELXY350E□□121MH12D
	390	10 × 12.5	0.12	0.24	625	ELXY100E□□391MJC5S		120	10 × 12.5	0.12	0.24	625	ELXY350E□□121MJC5S
	470	8 × 15	0.13	0.26	555	ELXY100E□□471MH15D		180	8 × 15	0.13	0.26	555	ELXY350E□□181MH15D
	680	8 × 20	0.095	0.19	740	ELXY100E□□681MH20D		220	8 × 20	0.095	0.19	740	ELXY350E□□221MH20D
	680	10 × 16	0.084	0.17	825	ELXY100E□□681MJ16S		220	10 × 16	0.084	0.17	825	ELXY350E□□221MJ16S
	1000	10 × 20	0.062	0.13	1040	ELXY100E□□102MJ20S		330	10 × 20	0.062	0.13	1040	ELXY350E□□331MJ20S
	1200	10 × 25	0.052	0.11	1260	ELXY100E□□122MJ25S		390	10 × 25	0.052	0.11	1260	ELXY350E□□391MJ25S
	1500	10 × 30	0.044	0.088	1440	ELXY100E□□152MJ30S		560	10 × 30	0.044	0.088	1440	ELXY350E□□561MJ30S
	1800	12.5 × 20	0.046	0.092	1340	ELXY100E□□182MK20S		560	12.5 × 20	0.046	0.092	1340	ELXY350E□□561MK20S
	2200	12.5 × 25	0.034	0.068	1690	ELXY100E□□222MK25S		680	12.5 × 25	0.034	0.068	1690	ELXY350E□□681MK25S
	2700	12.5 × 30	0.030	0.060	1950	ELXY100E□□272MK30S		1000	12.5 × 30	0.030	0.060	1950	ELXY350E□□102MK30S
	3300	12.5 × 35	0.024	0.048	2220	ELXY100E□□332MK35S		1000	16 × 20	0.038	0.076	1630	ELXY350E□□102ML20S
	3300	16 × 20	0.038	0.076	1630	ELXY100E□□332ML20S		1200	12.5 × 35	0.024	0.048	2220	ELXY350E□□122MK35S
	3900	12.5 × 40	0.022	0.044	2390	ELXY100E□□392MK40S		1200	16 × 25	0.028	0.056	2070	ELXY350E□□122ML25S
	3900	16 × 25	0.028	0.056	2070	ELXY100E□□392ML25S		1500	12.5 × 40	0.022	0.044	2390	ELXY350E□□152MK40S
	5600	16 × 30	0.025	0.050	2350	ELXY100E□□562ML30S		1800	16 × 30	0.025	0.050	2350	ELXY350E□□182ML30S
	6800	16 × 35	0.022	0.044	2550	ELXY100E□□682ML35S		2200	16 × 35	0.022	0.044	2550	ELXY350E□□222ML35S
8200	16 × 40	0.018	0.036	2900	ELXY100E□□822ML40S	2700	16 × 40	0.018	0.036	2900	ELXY350E□□272ML40S		
16	56	5 × 11.5	0.75	1.5	163	ELXY160E□□560MEB5D	50	18	5 × 11.5	1.2	2.4	129	ELXY500E□□180MEB5D
	120	6.3 × 11.5	0.35	0.70	273	ELXY160E□□121MFB5D		39	6.3 × 11.5	0.54	1.1	219	ELXY500E□□390MFB5D
	180	6.3 × 15	0.25	0.50	390	ELXY160E□□181MF15D		56	6.3 × 15	0.34	0.68	310	ELXY500E□□560MF15D
	270	8 × 12	0.17	0.34	445	ELXY160E□□271MH12D		68	8 × 12	0.30	0.60	340	ELXY500E□□680MH12D
	270	10 × 12.5	0.12	0.24	625	ELXY160E□□271MJC5S		82	8 × 15	0.20	0.40	470	ELXY500E□□820MH15D
	330	8 × 15	0.13	0.26	555	ELXY160E□□331MH15D		82	10 × 12.5	0.20	0.40	480	ELXY500E□□820MJC5S
	470	8 × 20	0.095	0.19	740	ELXY160E□□471MH20D		120	8 × 20	0.14	0.28	610	ELXY500E□□121MH20D
	470	10 × 16	0.084	0.17	825	ELXY160E□□471MJ16S		120	10 × 16	0.13	0.26	755	ELXY500E□□121MJ16S
	680	10 × 20	0.062	0.13	1040	ELXY160E□□681MJ20S		180	10 × 20	0.088	0.18	945	ELXY500E□□181MJ20S
	820	10 × 25	0.052	0.11	1260	ELXY160E□□821MJ25S		220	10 × 25	0.073	0.15	1150	ELXY500E□□221MJ25S
	1200	10 × 30	0.044	0.088	1440	ELXY160E□□122MJ30S		330	10 × 30	0.054	0.11	1260	ELXY500E□□331MJ30S
	1200	12.5 × 20	0.046	0.092	1340	ELXY160E□□122MK20S		330	12.5 × 20	0.059	0.12	1190	ELXY500E□□331MK20S
	1500	12.5 × 25	0.034	0.068	1690	ELXY160E□□152MK25S		470	12.5 × 25	0.044	0.088	1490	ELXY500E□□471MK25S
	2200	12.5 × 30	0.030	0.060	1950	ELXY160E□□222MK30S		560	12.5 × 30	0.039	0.078	1720	ELXY500E□□561MK30S
	2200	16 × 20	0.038	0.076	1630	ELXY160E□□222ML20S		680	12.5 × 35	0.033	0.066	1890	ELXY500E□□681MK35S
	2700	12.5 × 35	0.024	0.048	2220	ELXY160E□□272MK35S		680	16 × 20	0.050	0.10	1420	ELXY500E□□681ML20S
	2700	16 × 25	0.028	0.056	2070	ELXY160E□□272ML25S		820	12.5 × 40	0.029	0.058	2030	ELXY500E□□821MK40S
	3300	12.5 × 40	0.022	0.044	2390	ELXY160E□□332MK40S		820	16 × 25	0.034	0.068	1880	ELXY500E□□821ML25S
	3900	16 × 30	0.025	0.050	2350	ELXY160E□□392ML30S		1000	16 × 30	0.030	0.060	2150	ELXY500E□□102ML30S
	4700	16 × 35	0.022	0.044	2550	ELXY160E□□472ML35S		1200	16 × 35	0.027	0.054	2320	ELXY500E□□122ML35S
5600	16 × 40	0.018	0.036	2900	ELXY160E□□562ML40S	1500	16 × 40	0.024	0.048	2540	ELXY500E□□152ML40S		
25	39	5 × 11.5	0.75	1.5	163	ELXY250E□□390MEB5D	63	10	5 × 11.5	1.9	4.8	103	ELXY630E□□100MEB5D
	82	6.3 × 11.5	0.35	0.70	273	ELXY250E□□820MFB5D		18	6.3 × 11.5	1.0	2.5	161	ELXY630E□□180MFB5D
	120	6.3 × 15	0.25	0.50	390	ELXY250E□□121MF15D		33	6.3 × 15	0.61	1.6	233	ELXY630E□□330MF15D
	150	8 × 12	0.17	0.34	445	ELXY250E□□151MH12D		47	8 × 12	0.47	1.2	274	ELXY630E□□470MH12D
	180	10 × 12.5	0.12	0.24	625	ELXY250E□□181MJC5S		56	10 × 12.5	0.27	0.68	418	ELXY630E□□560MJC5S
	220	8 × 15	0.13	0.26	555	ELXY250E□□221MH15D		68	8 × 15	0.34	0.85	360	ELXY630E□□680MH15D
	330	8 × 20	0.095	0.19	740	ELXY250E□□331MH20D		68	10 × 16	0.21	0.53	525	ELXY630E□□680MJ16S
	330	10 × 16	0.084	0.17	825	ELXY250E□□331MJ16S		82	8 × 20	0.21	0.53	500	ELXY630E□□820MH20D
	470	10 × 20	0.062	0.13	1040	ELXY250E□□471MJ20S		120	10 × 20	0.16	0.40	650	ELXY630E□□121MJ20S
	560	10 × 25	0.052	0.11	1260	ELXY250E□□561MJ25S		150	10 × 25	0.13	0.33	783	ELXY630E□□151MJ25S
	820	10 × 30	0.044	0.088	1440	ELXY250E□□821MJ30S		180	10 × 30	0.10	0.25	960	ELXY630E□□181MJ30S
	820	12.5 × 20	0.046	0.092	1340	ELXY250E□□821MK20S		220	12.5 × 20	0.11	0.28	870	ELXY630E□□221MK20S
	1000	12.5 × 25	0.034	0.068	1690	ELXY250E□□102MK25S		270	12.5 × 25	0.074	0.19	1150	ELXY630E□□271MK25S
	1500	12.5 × 30	0.030	0.060	1950	ELXY250E□□152MK30S		330	16 × 20	0.085	0.22	1100	ELXY630E□□331ML20S
	1500	16 × 20	0.038	0.076	1630	ELXY250E□□152ML20S		390	12.5 × 30	0.068	0.17	1280	ELXY630E□□391MK30S
	1800	12.5 × 35	0.024	0.048	2220	ELXY250E□□182MK35S		470	12.5 × 35	0.063	0.16	1390	ELXY630E□□471MK35S
	1800	16 × 25	0.028	0.056	2070	ELXY250E□□182ML25S		470	16 × 25	0.055	0.14	1480	ELXY630E□□471ML25S
	2200	12.5 × 40	0.022	0.044	2390	ELXY250E□□222MK40S		560	12.5 × 40	0.051	0.13	1530	ELXY630E□□561MK40S
	2700	16 × 30	0.025	0.050	2350	ELXY250E□□272ML30S		680	16 × 30	0.046	0.12	1720	ELXY630E□□681ML30S
	3300	16 × 35	0.022	0.044	2550	ELXY250E□□332ML35S		820	16 × 35	0.040	0.10	1910	ELXY630E□□821ML35S
3900	16 × 40	0.018	0.036	2900	ELXY250E□□392ML40S	1000	16 × 40	0.036	0.09	2070	ELXY630E□□102ML40S		

□□ : Lead forming / Taping code