

## Metallized Polyester Film Capacitor

Type: **ECQE(B)**

Non-inductive construction using metallized polyester film with flame retardant epoxy resin coating

### ■Features

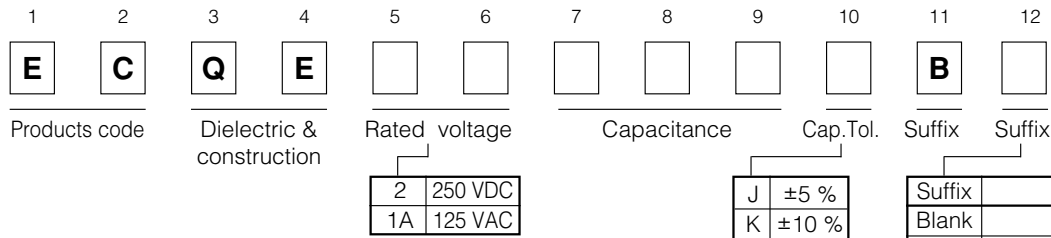
- Small size
- Excellent electrical characteristics
- Flame retardant epoxy resin coating
- RoHS directive compliant

### ■Recommended Applications

- General purpose usage
- ※Please contact us when applications are CDI , ignitor etc.

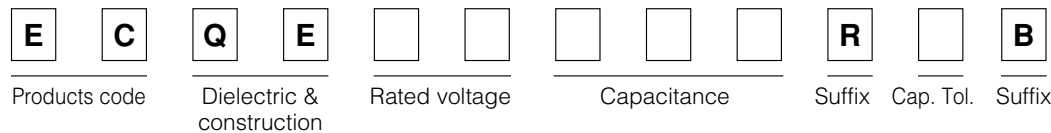


### ■Explanation of Part Numbers



Suffix	Lead Form
Blank	Straight
B	Crimped lead
Z	Cut lead
2	Straight taping (Ammo)
3	Crimped taping (Ammo)
6	Crimped taping (Ammo)

### ■Explanation of Part Numbers for Odd Size Taping

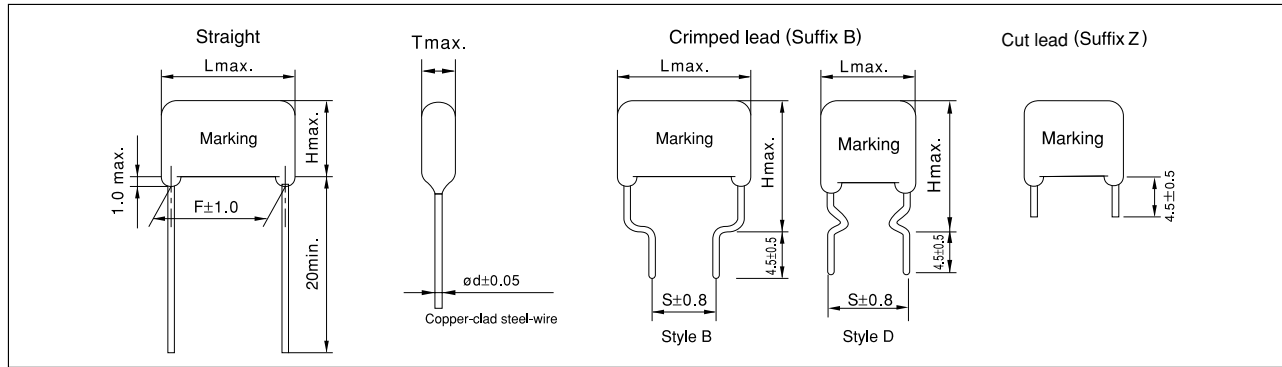


### ■Specifications

Category temp. range (Including temperature-rise on unit surface)	250 VDC	-40 °C to +105 °C
	125 VAC	-40 °C to +85 °C
Rated voltage	250 VDC, 125 VAC (250 VDC : Derating of rated voltage by 1.25 %/°C at more than 85 °C)	
Capacitance range	0.010 μF to 4.7 μF	
Capacitance tolerance	±5 %(J), ±10 %(K)	
Dissipation factor (tanδ)	tanδ ≤ 1.0 % (20 °C, 1 kHz)	
Withstand voltage	Rated volt. 250 VDC Between terminals : Rated vol. (VDC) × 150 % 60 s	
	Rated volt. 125 VAC Between terminals : Rated volt. (VAC) × 230 % 60 s Between terminals to enclosure: 1500 VAC 60 s	
Insulation resistance (IR)	250 VDC	C ≤ 0.33 μF : IR ≥ 9000 MΩ (20 °C, 100 VDC, 60 s) C > 0.33 μF : IR ≥ 3000 MΩ · μF (20 °C, 100 VDC, 60 s)
	125 VAC	C ≤ 0.47 μF : IR ≥ 2000 MΩ (20 °C, 500 VDC, 60 s) C > 0.47 μF : IR ≥ 3000 MΩ · μF (20 °C, 100 VDC, 60 s)

- ※ In case of applying voltage in alternating current (50 Hz or 60 Hz sine wave) to a capacitor with DC rated voltage, please refer to the page of "Permissible voltage (R.M.S) in alternating current corresponding to DC rated voltage".
- ※ Voltage to be applied to ECQE1A (B) is only sine wave (50 Hz or 60 Hz).

### ■Dimensions in mm (not to scale)

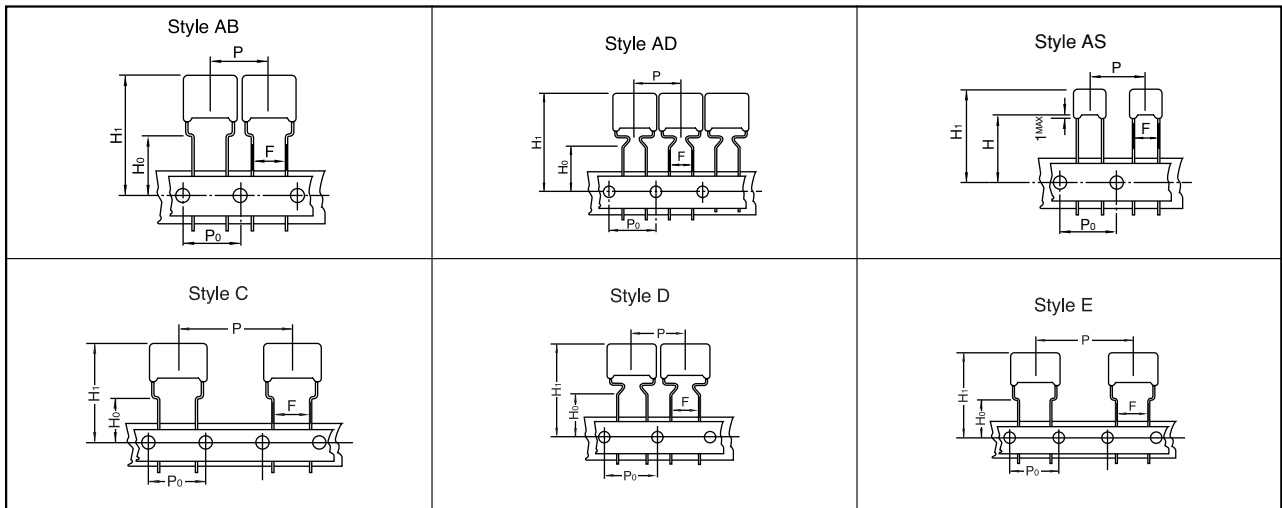


### ■Packaging Specifications for Bulk Package

Packing quantity : 100 pcs./bag

### ■Taping Specifications for Automatic Insertion

#### ●Taping style



\*Refer to the page of taping specifications.

### ●Packaging Specifications

Type	Rated volt.	Cap. range (μF)	Taping style							Packing	suffix
			AD	AS	AB	B	C	D	E		
ECQE(B)	250 VDC	0.010 to 0.15		○						Ammo	( ) B2
		0.010 to 0.68	○							Ammo	( ) B3
		0.82 to 1.5					○			Ammo	( ) B3
		0.18 to 0.68						○		Ammo	R( ) B
		0.82 to 4.7							○	Ammo	R( ) B
	125 VAC	0.010 to 0.068		○						Ammo	( ) B2
		0.082 to 0.22			○					Ammo	( ) B6
		0.27 to 2.7					○			Ammo	( ) B3
		0.082 to 0.68						○		Ammo	R( ) B
		0.82 to 2.7							○	Ammo	R( ) B

### ●Lead Spacing

Style	Lead Spacing
AD	5.0 mm
AS	5.0 mm
AB	5.0 mm
C	5.0 mm
D	7.5 mm
E	7.5 mm

\*See the column "Rating, Dimensions & Quantity Box" for packing quantity.

■ Rating, Dimensions & Quantity/Ammo Box

● Rated voltage: 250 VDC, Capacitance tolerance: ±5 % (J), ±10 % (K)

Part No.	Cap. (μF)	Dimensions (mm)							Min. order Q'ty			
		L <sub>max.</sub>	T <sub>max.</sub>	H <sub>max.</sub>		F	S	ø d	Taping			
				Straight	Crimped lead	Straight	Crimped lead		Standard 5 mm	Odd size 5 mm	Odd size 7.5 mm	
ECQE2103□B( )	0.010	7.9	4.2	7.1	12.1	5.0	5.0	0.50	2000	—	—	
ECQE2123□B( )	0.012	7.9	4.2	7.1	12.1	5.0	5.0	0.50				
ECQE2153□B( )	0.015	7.9	4.2	7.1	12.1	5.0	5.0	0.50				
ECQE2183□B( )	0.018	7.9	4.3	7.2	12.2	5.0	5.0	0.50				
ECQE2223□B( )	0.022	7.9	4.3	7.2	12.2	5.0	5.0	0.50				
ECQE2273□B( )	0.027	7.9	4.3	7.2	12.2	5.0	5.0	0.50				
ECQE2333□B( )	0.033	7.9	4.3	7.2	12.2	5.0	5.0	0.50	1500	—	—	
ECQE2393□B( )	0.039	7.9	4.5	7.4	12.4	5.0	5.0	0.50				
ECQE2473□B( )	0.047	7.9	4.5	7.4	12.4	5.0	5.0	0.50				
ECQE2563□B( )	0.056	7.9	4.7	7.7	12.7	5.0	5.0	0.50				
ECQE2683□B( )	0.068	7.9	5.1	8.0	13.0	5.0	5.0	0.50				
ECQE2823□B( )	0.082	7.9	5.4	8.6	13.6	5.0	5.0	0.50				
ECQE2104□B( )	0.10	7.9	5.9	9.0	14.0	5.0	5.0	0.50	1000	1500	1500	
ECQE2124□B( )	0.12	7.9	5.7	10.6	15.6	5.0	5.0	0.50				
ECQE2154□B( )	0.15	7.9	6.3	11.2	16.2	5.0	5.0	0.50				
ECQE2184□B( )	0.18	10.3	5.0	9.7	14.7	7.5	5.0	0.50				
ECQE2224□B( )	0.22	10.3	5.4	10.1	15.1	7.5	5.0	0.50				
ECQE2274□B( )	0.27	10.3	5.9	10.8	15.8	7.5	5.0	0.50				
ECQE2334□B( )	0.33	10.3	6.4	11.3	16.3	7.5	5.0	0.50	1000	1000	1000	
ECQE2394□B( )	0.39	12.3	5.7	10.9	15.9	10.0	5.0	0.60				
ECQE2474□B( )	0.47	12.3	6.2	11.4	16.4	10.0	5.0	0.60				
ECQE2564□B( )	0.56	12.3	6.7	11.9	16.9	10.0	5.0	0.60				
ECQE2684□B( )	0.68	12.3	7.3	12.7	17.7	10.0	5.0	0.60				
ECQE2824□B( )	0.82	15.3	6.3	13.3	18.3	12.5	5.0	0.60				
ECQE2105□B( )	1.0	15.3	7.0	14.0	19.0	12.5	5.0	0.60	—	600	500	
ECQE2125□B( )	1.2	15.3	7.6	14.6	19.6	12.5	5.0	0.60		500	400	
ECQE2155□B( )	1.5	15.3	8.6	15.7	20.7	12.5	5.0	0.60		400	300	
ECQE2185□B( )	1.8	20.8	7.6	14.6	19.6	17.5	10.0	0.80		—	—	400
ECQE2225□B( )	2.2	20.8	8.4	15.6	20.6	17.5	10.0	0.80				
ECQE2275□B( )	2.7	20.8	9.3	16.7	21.7	17.5	10.0	0.80				
ECQE2335□B( )	3.3	20.8	10.5	17.9	22.9	17.5	10.0	0.80	300			
ECQE2395□B( )	3.9	20.8	10.8	19.8	24.8	17.5	10.0	0.80				
ECQE2475□B( )	4.7	20.8	11.9	21.0	26.0	17.5	10.0	0.80	200			

↑ — Suffix for lead crimped or taped type  
 — Cap. tol. code

Style D: 0.010 μF to 0.68 μF  
 Style B: 0.82 μF to 4.7 μF

■ Rating, Dimensions & Quantity/Ammo Box

● Rated voltage : 125 VAC Capacitance tolerance : ±5 % (J), ±10 % (K)

Part No.	Cap. (µF)	Dimensions (mm)							Min. order Q'ty		
		L <sub>max.</sub>	T <sub>max.</sub>	H <sub>max.</sub>		F		S	Taping		
				Straight	Crimped lead	Straight	Crimped lead	ø d	Standard 5 mm	Odd size 5 mm	Odd size 7.5 mm
ECQE1A103□B( )	0.010	7.9	4.2	7.1		5.0		0.50	2000		
ECQE1A123□B( )	0.012	7.9	4.2	7.1		5.0		0.50			
ECQE1A153□B( )	0.015	7.9	4.2	7.1		5.0		0.50			
ECQE1A183□B( )	0.018	7.9	4.3	7.2		5.0		0.50			
ECQE1A223□B( )	0.022	7.9	4.3	7.2		5.0		0.50			
ECQE1A273□B( )	0.027	7.9	4.3	7.2		5.0		0.50			
ECQE1A333□B( )	0.033	7.9	4.3	7.2		5.0		0.50			
ECQE1A393□B( )	0.039	7.9	4.5	7.4		5.0		0.50			
ECQE1A473□B( )	0.047	7.9	4.8	7.7		5.0		0.50			
ECQE1A563□B( )	0.056	7.9	5.1	8.0		5.0		0.50			
ECQE1A683□B( )	0.068	7.9	5.4	8.6		5.0		0.50			
ECQE1A823□B( )	0.082	10.3	4.6	7.6	12.6	7.5	7.5	0.50	1500		1500
ECQE1A104□B( )	0.10	10.3	5.1	7.7	12.7	7.5	7.5	0.50			
ECQE1A124□B( )	0.12	10.3	5.3	8.4	13.4	7.5	7.5	0.50			
ECQE1A154□B( )	0.15	10.3	5.7	8.9	13.9	7.5	7.5	0.50			
ECQE1A184□B( )	0.18	10.3	5.6	10.3	15.3	7.5	7.5	0.50			
ECQE1A224□B( )	0.22	10.3	6.1	11.0	16.0	7.5	7.5	0.50			
ECQE1A274□B( )	0.27	12.3	5.4	10.7	15.7	10.0	7.5	0.60			
ECQE1A334□B( )	0.33	12.3	5.9	11.2	16.2	10.0	7.5	0.60			
ECQE1A394□B( )	0.39	12.3	6.4	11.6	16.6	10.0	7.5	0.60			
ECQE1A474□B( )	0.47	12.3	7.0	12.2	17.2	10.0	7.5	0.60			
ECQE1A564□B( )	0.56	12.3	6.7	11.9	16.9	10.0	7.5	0.60			
ECQE1A684□B( )	0.68	12.3	7.3	12.7	17.7	10.0	7.5	0.60			
ECQE1A824□B( )	0.82	15.3	6.3	13.3	18.3	12.5	7.5	0.60	1000		800
ECQE1A105□B( )	1.0	15.3	7.0	14.0	19.0	12.5	7.5	0.60			
ECQE1A125□B( )	1.2	20.8	7.1	14.1	19.1	17.5	10.0	0.80			
ECQE1A155□B( )	1.5	20.8	8.0	15.1	20.1	17.5	10.0	0.80			
ECQE1A185□B( )	1.8	20.8	8.7	15.9	20.9	17.5	10.0	0.80			
ECQE1A225□B( )	2.2	20.8	9.7	17.1	22.1	17.5	10.0	0.80			
ECQE1A275□B( )	2.7	20.8	10.9	18.2	23.2	17.5	10.0	0.80			
ECQE1A335□B( )	3.3	25.8	9.6	18.7	23.7	22.5	15.0	0.80			
ECQE1A395□B( )	3.9	25.8	10.6	19.7	24.7	22.5	15.0	0.80			
ECQE1A475□B( )	4.7	25.8	11.8	20.8	25.8	22.5	15.0	0.80			

└─ Suffix for lead crimped or taped type.  
└─ Cap. tol. code

Style D: 0.082 µF to 0.68 µF  
Style B: 0.82 µF to 4.7 µF

Notice for AC rated

AC rated capacitors complying with clause 1 of "Electrical Appliance and Material Safety Law".

As for clause 2 of "Electrical Appliance and Material Safety Law", please use ECQUL type or ECQUG type.

When using these capacitors as a across-the-line capacitor, it shall be required to follow either item 1. or item 2. condition.

1. Capacitor shall be connected in parallel with varistor (Specified varistor voltage in table 1.)
2. Voltage applied for capacitor shall not exceed other than specified in table 1, when using these capacitors.

Table 1

Cap. Rated Voltage	Varistor voltage	Pulse voltage
125 VAC	250 V	250 V <sub>0-P</sub>