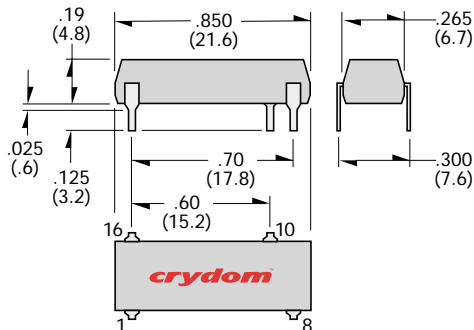
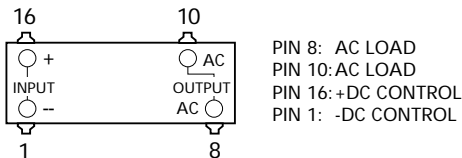
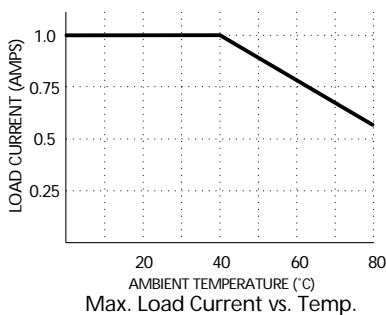


- Compact for High Density PCB Mount
- DC Control
- SCR Output
- Zero Cross Switching

The Series DPA solid state relays are rated at 1.0 Amp RMS at ambient temperatures up to 40°C. The compact 16 pin DIP package is perfect for high density printed circuit boards. The DPA is offered in your choice of either voltage or current operated versions. Manufactured in Crydom's ISO 9001 Certified facility for optimum product performance and reliability.

CURRENT DERATING CURVE



All dimensions are in inches (millimeters)

GENERAL NOTES

- ① All parameters at 25°C unless otherwise specified.
- ② Dielectric and insulation resistance are measured between input and output.
- ③ Off-State dv/dt test method per EIA/NARM standard RS-443.

APPROVALS

UL E116950
CSA LR81689

MODEL NO.	DPA4111	DPA4119	DPA6111	DPA6119
INPUT SPECIFICATIONS ①				
Control Voltage Range	—	3.5-10 Vdc	—	3.5-10 Vdc
Control Current Range	10-35 mA	—	10-35 mA	—
Nominal Input Impedance	—	270 Ohm	—	270 Ohm
Typical Input Current @ 5 Vdc	—	15 mAdc	—	15 mAdc
Must Turn On Voltage	—	3.5 Vdc	—	3.5 Vdc
Must Turn On Current	10 mA	—	10 mA	—
Must Turn Off Voltage	—	1.0 Vdc	—	1.0 Vdc
Must Turn Off Current	1 mA	—	1 mA	—

OUTPUT SPECIFICATIONS ①				
Operating Voltage Range (47-63 Hz)	20-140 Vrms		20-280 Vrms	
Load Current Range		.025 - 1.0 Arms		
Transient Over-Voltage	400 Vpk		600 Vpk	
Max. Surge Current, (16.6ms)		30 Apk		
Min. Off-State dv/dt @ Max. Rated Voltage ③		500 V/μsec		
Max. Off-State Leakage @ Rated Voltage		.01 mArms		
Max. On-State Voltage Drop @ Rated Current		1.2 Vpk		
Max. Turn-On Time		1/2 cycle		
Max. Turn-Off Time		1/2 cycle		
Power Factor (Min.) With Max. Load		0.5		

GENERAL SPECIFICATIONS

Dielectric Strength ②	3750 Vrms
Insulation Resistance (Min.) @ 500 Vdc ②	10 ⁹ Ohm
Max. Capacitance, Input-Output	2.0 pF
Ambient Operating Temperature Range	-30 to 80°C
Ambient Storage Temperature Range	-30 to 125°C

MECHANICAL SPECIFICATIONS

Weight: (typical)	.10 oz. (2.9 g)
Encapsulation:	Thermally Conductive Epoxy

©2003 CRYDOM CORP, Specifications subject to change without notice.

For recommended applications and more information contact:

USA: Sales Support (877) 502-5500 Tech Support (877) 702-7700 FAX (619) 710-8540
Crydom Corp, 2320 Paseo de las Americas, Ste. 201, San Diego, CA 92154

Email: sales@crydom.com WEB SITE: <http://www.crydom.com>

UK: +44 (0)1202 365070 • FAX +44 (0)1202 365090 Crydom International Ltd., 7 Cobham Road, Ferndown Industrial Estate, Ferndown, Dorset BH21 7PE, Email: intsales@crydom.com.

GERMANY: +49 (0)180 3000 506

