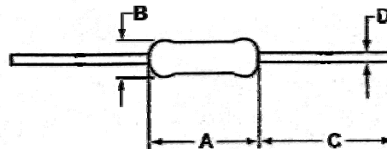


- Features:
- General purpose resistor ideal for commercial/industrial applications
 - Flame retardant coatings standard
 - Flameproof version available as CFF
 - Panasert available on selected sizes; contact factory
 - Auto sequencing/insertion compatible
 - CFM (mini) ideal choice when size constraints apply
 - Cut and formed product is available on select sizes; contact factory
 - Standard lead wire for CF/CFM is copper plated steel, with 100% tin over plate
 - 100% tin plate on copper wire is available as type CFQ/CFQM
 - RoHS compliant / lead-free



Electrical Specifications							
Type / Code	Power Rating (Watts) @ 70°C	Maximum Working Voltage (1)	Maximum Overload Voltage	Dielectric Withstanding Voltage	Resistance Temperature Coefficient per Ohmic Range	Ohmic Range (Ω) and Tolerance	
						2%	5%
CF18	0.125W	250V	500V	350V	<10Ω = ±400ppm/°C 10Ω to 9.99KΩ = 0 ~ -400ppm/°C 10KΩ to 99KΩ = 0 ~ -500ppm/°C 100KΩ to 999KΩ = 0 ~ -850ppm/°C 1MΩ and above = 0 ~ -1500ppm/°C	10 - 1M	1 - 22M
CF14	0.25W	350V	600V	350V		1 - 1M	1 - 22M
CF12	0.5W	350V	700V	600V		10 - 1M	1 - 22M
CF1	1W	500V	1,000V	600V		1 - 1M	1 - 10M
CF2	2W	500V	1,000V	600V		10 - 1M	1 - 10M
CFM14	0.25W	250V	500V	350V		10 - 1M	1 - 10M
CFM12	0.5W	350V	600V	350V		10 - 1M	1 - 10M
CFM1	1W	600V	1,000V	600V		10 - 1M	1 - 10M

(1) Lesser of √PR or maximum working voltage.

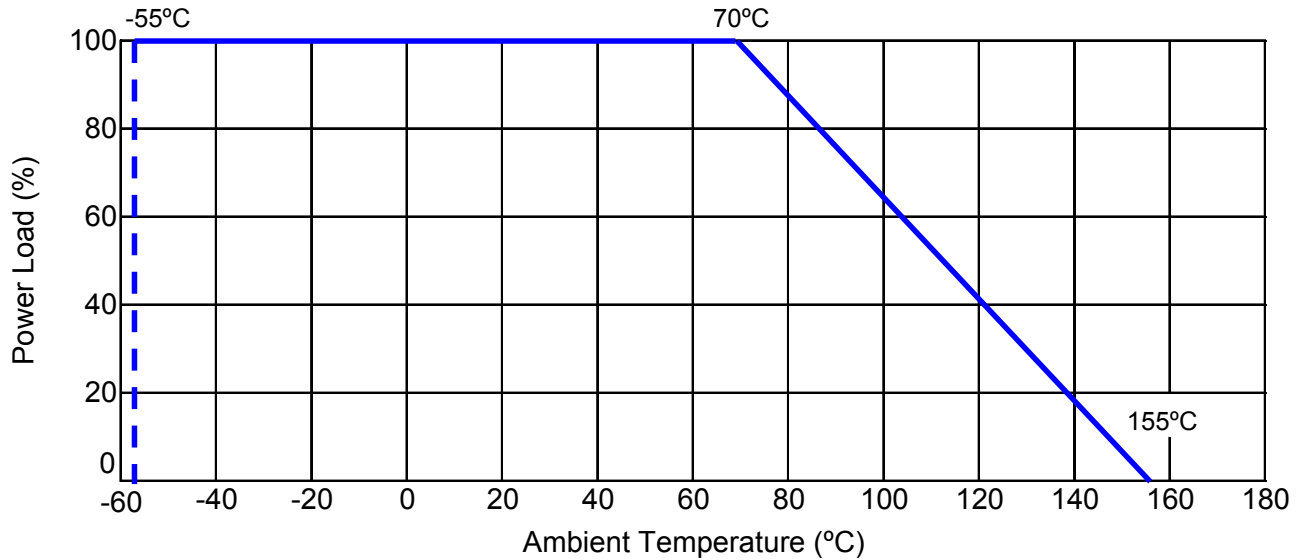


Mechanical Specifications					
Type / Code	A Body Length	B Body Diameter	C Lead Length(Bulk)	D Lead Diameter	Unit
CF18	0.130 ± 0.012	0.067 ± 0.012	1.102 ± 0.118	0.018 ± 0.003	inches
	3.30 ± 0.30	1.70 ± 0.30	28.00 ± 3.00	0.45 ± 0.08	mm
CF14	0.256 ± 0.020	0.091 ± 0.012	1.102 ± 0.118	0.022 ± 0.003	inches
	6.50 ± 0.50	2.30 ± 0.30	28.00 ± 3.00	0.55 ± 0.08	mm
CF12	0.335 ± 0.039	0.106 ± 0.020	1.181 ± 0.118	0.022 ± 0.002	inches
	8.50 ± 1.00	2.70 ± 0.50	30.00 ± 3.00	0.56 ± 0.05	mm
CF1	0.433 ± 0.039	0.177 ± 0.020	1.181 ± 0.118	0.028 ± 0.004	inches
	11.00 ± 1.00	4.50 ± 0.50	30.00 ± 3.00	0.70 ± 0.10	mm
CF2	0.591 ± 0.039	0.197 ± 0.020	1.181 ± 0.118	0.031 ± 0.004	inches
	15.00 ± 1.00	5.00 ± 0.50	30.00 ± 3.00	0.80 ± 0.10	mm
CFM14	0.130 ± 0.012	0.067 ± 0.012	1.102 ± 0.118	0.018 ± 0.003	inches
	3.30 ± 0.30	1.70 ± 0.30	28.00 ± 3.00	0.45 ± 0.08	mm
CFM12	0.256 ± 0.039	0.091 ± 0.012	1.102 ± 0.118	0.022 ± 0.003	inches
	6.50 ± 1.00	2.30 ± 0.30	28.00 ± 3.00	0.55 ± 0.08	mm
CFM1	0.354 ± 0.020	0.138 ± 0.020	1.102 ± 0.118	0.024 ± 0.002	inches
	9.00 ± 0.50	3.50 ± 0.50	28.00 ± 3.00	0.60 ± 0.05	mm

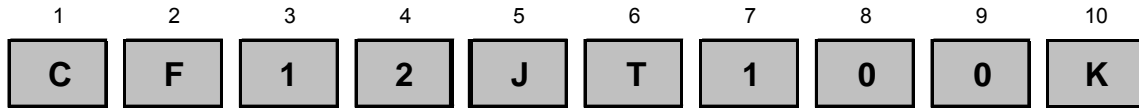
Performance Characteristics		
Test	Standard / Method	Test Results
Short Time Overload	EIA-RS-172-B 3.2.6	± 0.5%
Resistance to Solder Heat	MIL-STD 202 Method 210	± 0.5%
Dielectric Withstanding Voltage	JIS C 5202 5.6	± 0.5%
Load Life	MIL-STD 202 Method 108	± 1%
Terminal Strength	MIL-STD 202 Method 211	± 0.2%
Moisture Resistance	MIL-STD 202 Method 106	± 0.5%

Operating Temperature Range: -55°C to +155°C

Power Derating Curve:



How to Order



Product Series		Size	Power Rating	Tolerance		Code	Description	Size	Quantity	Resistance Value		
CF	Standard	18	0.125W	Code	Tol	B	Bulk	CF18, CFM14, CF14, CFM12 CF12, CFM1, CF1, CF2	1,000	Four characters with the multiplier used as the decimal holder. 10 ohm = 10R0 10.2 Kohm = 10K2 1 Mohm = 1M00		
CFF	Flameproof	14	0.25W	G	2%	T	Tape and Reel	CF18, CFM14, CF14, CFM12, CF12, PCF14, PCFM12	5,000			
CFM	Mini	12	0.5W	J	5%						CFM1	2,500
PCF	Panasert CF14	1	1W								CF1	2,000
PCFM	Panasert CF12	2	2W				CF2	1,000				
CFQ	Tin plating on copper wire					A	Ammo	CF18, CFM14, CF14, CFM12, CFM1	5,000			
CFQM	Tin plating (mini)										CF12, PCF14, PCFM12	2,000
PCFQ	Tin plating on copper wire Panasert										CF1, CF2	1,000

Legacy Part Number (before January 3, 2011):

SEI Type		Code		Nominal Resistance	Tolerance	Packaging			
CF		1/2		100K	5%	R			
Code	Description	Code	Wattage		Tolerance	Code →	A	R	T
CF	Standard	1/8	0.125W		2%	SEI Types	Bulk	Tape & Reel	Tape & Box (Ammo Box)
CFF	Flameproof	1/4	0.25W		5%	CF 1/8	1,000	5,000	5,000
CFM	Mini	1/2	0.5W			CFM 1/4			
PCF	Panasert CF 1/4	1	1W			CF 1/4			
PCFM	Panasert CF 1/2	2	2W			CFM 1/2			
CFQ	Tin plating on copper wire					CF 1/2	1,000	5,000	2,000
CFQM	Tin plating (mini)					CFM 1	1,000	2,500	5,000
PCFQ	Tin plating on copper wire Panasert					CF 1	1,000	2,000	1,000
						CF 2	1,000	1,000	1,000
						PCF 1/4	N/A	5,000	2,000
						PCFM 1/2			