

Distributed by:

JAMECO[®]
ELECTRONICS

www.Jameco.com ♦ 1-800-831-4242

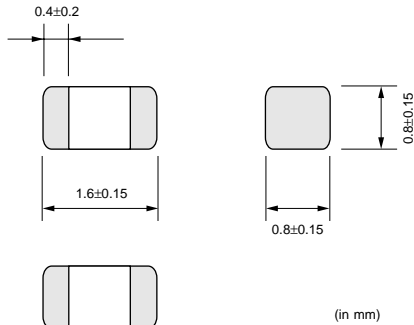
The content and copyrights of the attached
material are the property of its owner.

Jameco Part Number 1844766

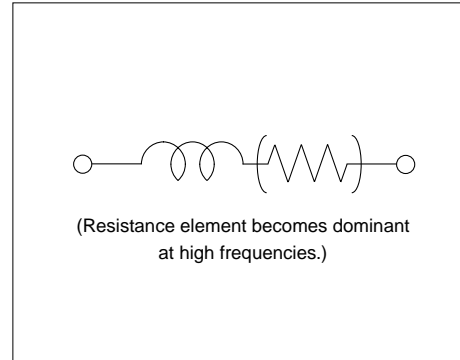
Chip EMIFIL® Inductor Type Chip Ferrite Beads

BLM18A Series (0603 Size)

■ Dimension



■ Equivalent Circuit



■ Packaging

| Code | Packaging | Minimum Quantity |
|------|------------------|------------------|
| D | 180mm Paper Tape | 4000 |
| J | 330mm Paper Tape | 10000 |
| B | Bulk(Bag) | 1000 |

■ Rated Value (□: packaging code)

| Part Number | Impedance (at 100MHz/20°C) | Impedance (at 1GHz/20°C) | Rated Current | DC Resistance(max.) | Operating Temperature Range | Number of Circuits |
|----------------|-------------------------------|-----------------------------|---------------|---------------------|--------------------------------|--------------------|
| BLM18AG121SN1□ | 120ohm±25% | - | 500mA | 0.18ohm | -55°C to +125°C | 1 |
| BLM18AG151SN1□ | 150ohm±25% | - | 500mA | 0.25ohm | -55°C to +125°C | 1 |
| BLM18AG221SN1□ | 220ohm±25% | - | 500mA | 0.25ohm | -55°C to +125°C | 1 |
| BLM18AG331SN1□ | 330ohm±25% | - | 500mA | 0.30ohm | -55°C to +125°C | 1 |
| BLM18AG471SN1□ | 470ohm±25% | - | 500mA | 0.35ohm | -55°C to +125°C | 1 |
| BLM18AG601SN1□ | 600ohm±25% | - | 500mA | 0.38ohm | -55°C to +125°C | 1 |
| BLM18AG102SN1□ | 1000ohm±25% | - | 400mA | 0.50ohm | -55°C to +125°C | 1 |

Continued on the following page.

● This data sheet is applied for CHIP FERRITE BEAD used for General Electronics equipment for your design.

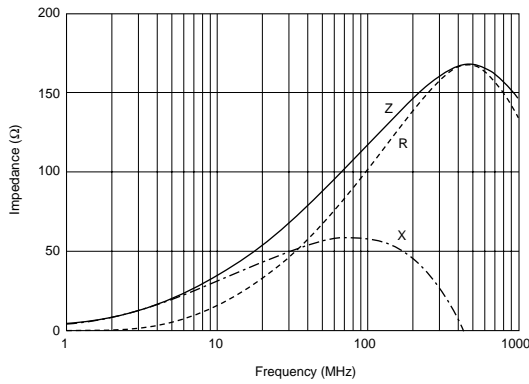
⚠ Note:

1. This datasheet is downloaded from the website of Murata Manufacturing co., Ltd. Therefore, it's specifications are subject to change or our products in it may be discontinued without advance notice. Please check with our sales representatives or product engineers before ordering.
2. This datasheet has only typical specifications because there is no space for detailed specifications. Therefore, please approve our product specifications or transact the approval sheet for product specifications before ordering.

Continued from the preceding page.

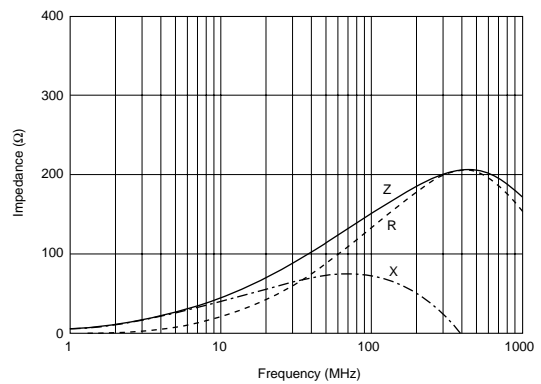
■ Impedance-Frequency Characteristics

BLM18AG121SN1



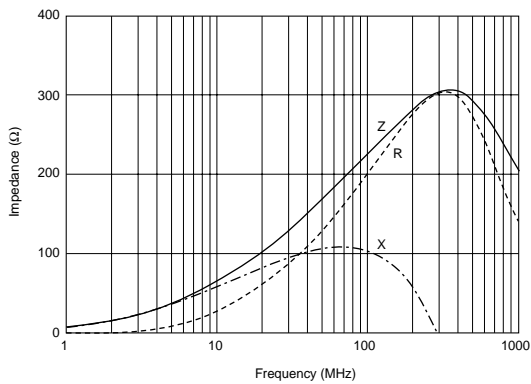
■ Impedance-Frequency Characteristics

BLM18AG151SN1



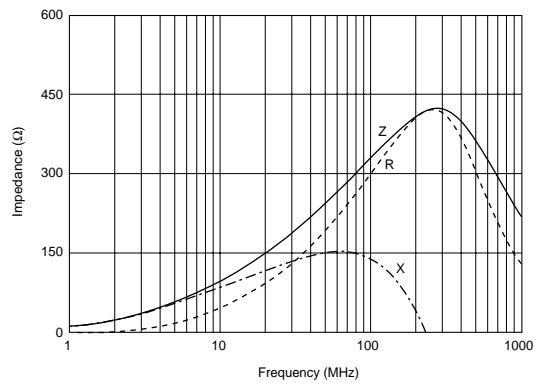
■ Impedance-Frequency Characteristics

BLM18AG221SN1



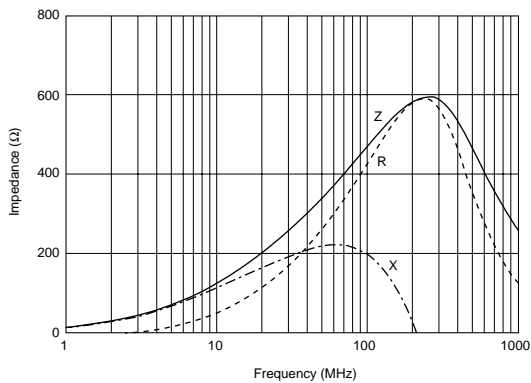
■ Impedance-Frequency Characteristics

BLM18AG331SN1



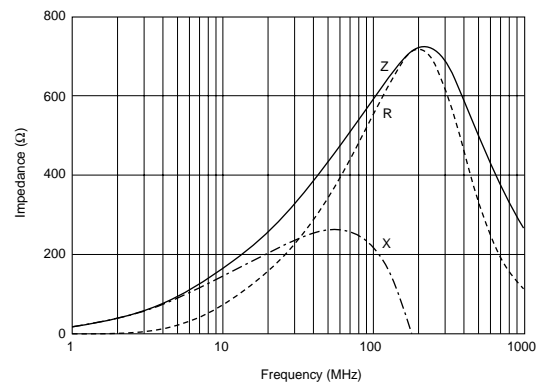
■ Impedance-Frequency Characteristics

BLM18AG471SN1



■ Impedance-Frequency Characteristics

BLM18AG601SN1



Continued on the following page. ↗

● This data sheet is applied for CHIP FERRITE BEAD used for General Electronics equipment for your design.

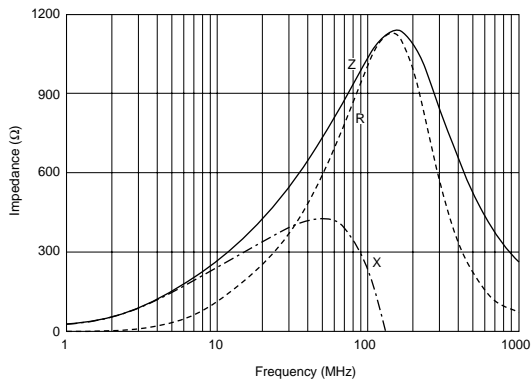
⚠ Note:

1. This datasheet is downloaded from the website of Murata Manufacturing co., Ltd. Therefore, it's specifications are subject to change or our products in it may be discontinued without advance notice. Please check with our sales representatives or product engineers before ordering.
2. This datasheet has only typical specifications because there is no space for detailed specifications. Therefore, please approve our product specifications or transact the approval sheet for product specifications before ordering.

Continued from the preceding page.

■ Impedance-Frequency Characteristics

BLM18AG102SN1



■ ⚠ Caution/Notice

⚠ Caution (Rating)

Do not use products beyond the rated current and rated voltage as this may create excessive heat and deteriorate the insulation resistance.

Notice

Solderability of Tin plating termination chip might be deteriorated when low temperature soldering profile where peak solder temperature is below the Tin melting point is used. Please confirm the solderability of Tin plating termination chip before use.

● This data sheet is applied for CHIP FERRITE BEAD used for General Electronics equipment for your design.

⚠ Note:

1. This datasheet is downloaded from the website of Murata Manufacturing co., Ltd. Therefore, it's specifications are subject to change or our products in it may be discontinued without advance notice. Please check with our sales representatives or product engineers before ordering.
2. This datasheet has only typical specifications because there is no space for detailed specifications. Therefore, please approve our product specifications or transact the approval sheet for product specifications before ordering.