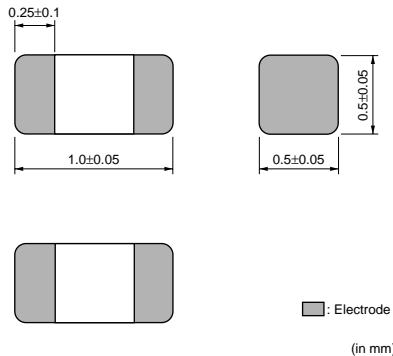


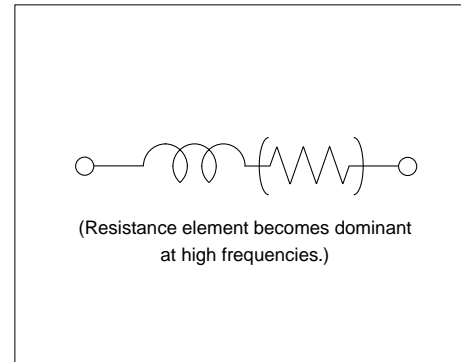
EMIFIL® (Inductor type) Chip Ferrite Bead for GHz Noise

BLM15H Series (0402 Size)

■ Dimensions



■ Equivalent Circuit



■ Packaging

Code	Packaging	Minimum Quantity
D	180mm Paper Tape	10000
J	330mm Paper Tape	50000
B	Bulk(Bag)	1000

■ Rated Value (□: packaging code)

Part Number	Impedance (at 100MHz/20°C)	Impedance (at 1GHz/20°C)	Rated Current	DC Resistance	Operating Temperature Range
BLM15HG601SN1□	600ohm±25%	1000ohm±40%	300mA	0.7ohm max	-55 to +125°C
BLM15HG102SN1□	1000ohm±25%	1400ohm±40%	250mA	1.1ohm max	-55 to +125°C
BLM15HD601SN1□	600ohm±25%	1400ohm±40%	300mA	0.85ohm max	-55 to +125°C
BLM15HD102SN1□	1000ohm±25%	2000ohm±40%	250mA	1.25ohm max	-55 to +125°C
BLM15HD182SN1□	1800ohm±25%	2700ohm±40%	200mA	2.2ohm max	-55 to +125°C
BLM15HB121SN1□	120ohm±25%	500ohm±40%	300mA	0.7ohm max	-55 to +125°C
BLM15HB221SN1□	220ohm±25%	900ohm±40%	250mA	1.0ohm max	-55 to +125°C

Number of Circuits: 1

Continued on the following page.

● This data sheet is applied for CHIP FERRITE BEAD used for General Electronics equipment for your design.

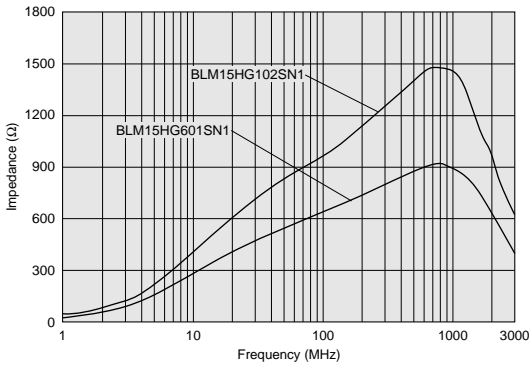
⚠ Note:

1. This datasheet is downloaded from the website of Murata Manufacturing co., Ltd. Therefore, it's specifications are subject to change or our products in it may be discontinued without advance notice. Please check with our sales representatives or product engineers before ordering.
2. This datasheet has only typical specifications because there is no space for detailed specifications. Therefore, please approve our product specifications or transact the approval sheet for product specifications before ordering.

Continued from the preceding page.

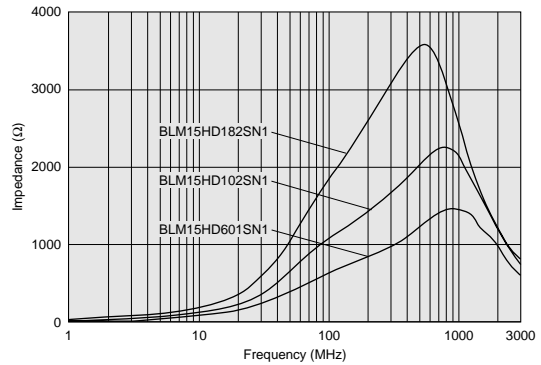
■ Impedance-Frequency Characteristics (Main Items)

BLM15HG Series



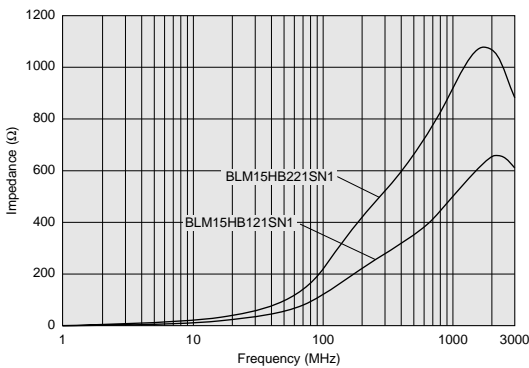
■ Impedance-Frequency Characteristics (Main Items)

BLM15HD Series



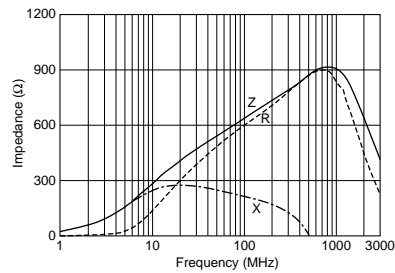
■ Impedance-Frequency Characteristics (Main Items)

BLM15HB Series



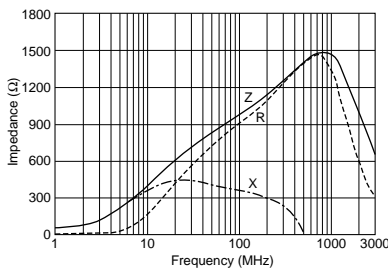
■ Impedance-Frequency Characteristics

BLM15HG601SN1



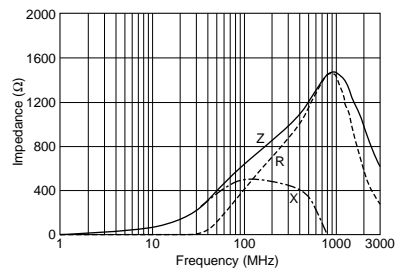
■ Impedance-Frequency Characteristics

BLM15HG102SN1



■ Impedance-Frequency Characteristics

BLM15HD601SN1



Continued on the following page. ↗

● This data sheet is applied for CHIP FERRITE BEAD used for General Electronics equipment for your design.

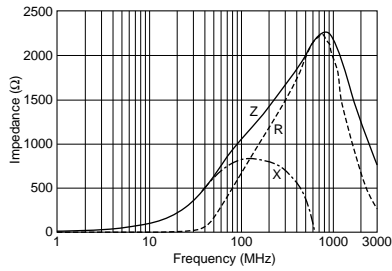
⚠ **Note:**

1. This datasheet is downloaded from the website of Murata Manufacturing co., Ltd. Therefore, it's specifications are subject to change or our products in it may be discontinued without advance notice. Please check with our sales representatives or product engineers before ordering.
2. This datasheet has only typical specifications because there is no space for detailed specifications. Therefore, please approve our product specifications or transact the approval sheet for product specifications before ordering.

Continued from the preceding page.

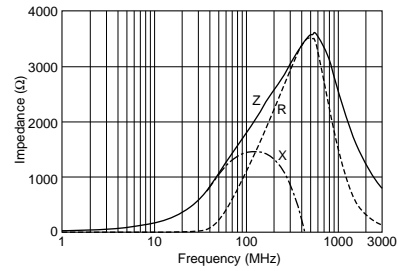
■ Impedance-Frequency Characteristics

BLM15HD102SN1



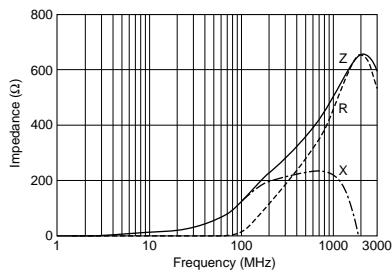
■ Impedance-Frequency Characteristics

BLM15HD182SN1



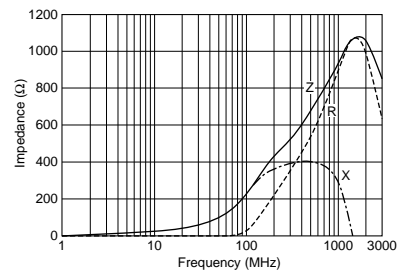
■ Impedance-Frequency Characteristics

BLM15HB121SN1



■ Impedance-Frequency Characteristics

BLM15HB221SN1



■ ⚠ Caution/Notice

⚠ Caution (Rating)

Do not use products beyond the rated current as this may create excessive heat and deteriorate the insulation resistance.

Notice

Solderability of Tin plating termination chip might be deteriorated when low temperature soldering profile where peak solder temperature is below the Tin melting point is used. Please confirm the solderability of Tin plating termination chip before use.

● This data sheet is applied for CHIP FERRITE BEAD used for General Electronics equipment for your design.

⚠ Note:

1. This datasheet is downloaded from the website of Murata Manufacturing co., Ltd. Therefore, it's specifications are subject to change or our products in it may be discontinued without advance notice. Please check with our sales representatives or product engineers before ordering.
2. This datasheet has only typical specifications because there is no space for detailed specifications. Therefore, please approve our product specifications or transact the approval sheet for product specifications before ordering.