

BLM03BD121SN1#

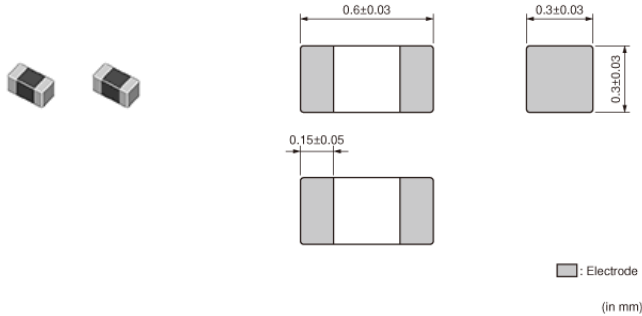
“#” indicates a package specification code.



< List of part numbers with package codes >

BLM03BD121SN1D BLM03BD121SN1J BLM03BD121SN1B

Appearance & Shape



Features

The chip ferrite beads BLM series is designed to work nearly as a resistor at noise frequencies, which greatly reduces the possibility of resonance and leaves signal wave forms undistorted. BLM series is effective in circuits without stable ground lines because BLM series does not need a connection to ground.

BLM_B series can minimize attenuation of the signal waveform due to its sharp impedance characteristics. Various impedances are available to match signal frequency.

Applications

Other Usage	For general
-------------	-------------

The small size of BLM03B series (0.6x0.3mm) is suitable for advanced high-density mounting, and is followed on a miniaturization of digital equipment, or module of a functional portion.

The nickel barrier structure of the external electrodes provides excellent solder heat resistance.

Packaging Information

Packaging	Specifications	Minimum Order Quantity
D	180mm Paper Tape	15000
J	330mm Paper Tape	50000
B	Bulk(Bag)	1000

Attention

- 1.This datasheet is downloaded from the website of Murata Manufacturing Co., Ltd. Therefore, it's specifications are subject to change or our products in it may be discontinued without advance notice. Please check with our sales representatives or product engineers before ordering.
- 2.This datasheet has only typical specifications because there is no space for detailed specifications. Therefore, please review our product specifications or consult the approval sheet for product specifications before ordering.

BLM03BD121SN1#

“#” indicates a package specification code.



Specifications

Shape	SMD
Size Code (in mm)	0603
Size Code (in inch)	0201
Length	0.6mm
Length Tolerance	±0.03mm
Width	0.3mm
Width Tolerance	±0.03mm
Thickness	0.3mm
Thickness Tolerance	±0.03mm
Impedance (at 100MHz)	120Ω
Impedance (at 100MHz) Tolerance	±25%
Rated Current (at 85°C)	250mA
Rated Current (at 125°C)	250mA
DC Resistance(max.)	0.5Ω
Operating Temperature Range	-55°C to 125°C
Mass(typ.)	0.0003g
Number of Circuit	1

Attention

1.This datasheet is downloaded from the website of Murata Manufacturing Co., Ltd. Therefore, it's specifications are subject to change or our products in it may be discontinued without advance notice. Please check with our sales representatives or product engineers before ordering.

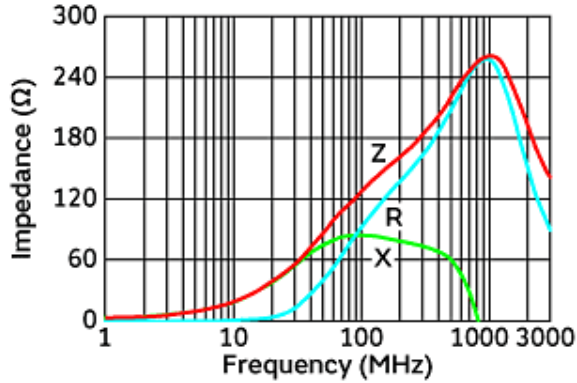
2.This datasheet has only typical specifications because there is no space for detailed specifications.

Therefore, please review our product specifications or consult the approval sheet for product specifications before ordering.

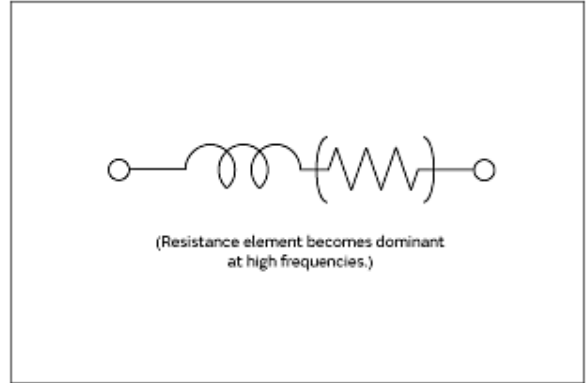
BLM03BD121SN1#

"#" indicates a package specification code.

Product Data



Impedance-Frequency Characteristics



Equivalent Circuit

Attention

- 1.This datasheet is downloaded from the website of Murata Manufacturing Co., Ltd. Therefore, it's specifications are subject to change or our products in it may be discontinued without advance notice. Please check with our sales representatives or product engineers before ordering.
- 2.This datasheet has only typical specifications because there is no space for detailed specifications. Therefore, please review our product specifications or consult the approval sheet for product specifications before ordering.