

Subminiature Fuse, 11.5 x 5 mm, Quick-Acting F



IEC 60127-4 · 250VAC · Quick-Acting F

Approvals and Compliances

Description

- Subminiature fuse quick-acting F

Applications

- Primary Protection on PCB

References


[Packaging Details](#)

Corresponding Fuseholder [231819](#)

Weblinks

[pdf datasheet](#), [html-datasheet](#), [General Product Information](#), [Packaging details](#), [Distributor-Stock-Check](#), [Detailed request for product](#)

Technical Data

Rated Voltage	250VAC
Rated current	0.16 - 10A
Breaking Capacity	100A
Characteristic	Quick-Acting F
Mounting	PCB,THT
Admissible Ambient Air Temp.	-40 °C to 85 °C
Climatic Category	40/085/21 acc. to IEC 60068-1
Material: Housing	Thermoplastic, UL 94V-0
Material: Terminals	Tin-Plated Copper
Unit Weight	0.72 g
Storage Conditions	0 °C to 60 °C, max. 70% r.h.
Product Marking	 Rated current, Rated Voltage, Characteristic, Breaking Capacity, Approvals

Soldering Methods	Wave Soldering Profile
Solderability	235 °C / 2 sec acc. to IEC 60068-2-20, Test Ta, method 1
Resistance to Soldering Heat	260 °C / 5 sec acc. to IEC 60068-2-20, Test Tb, method 1A
Resistance to Vibration	acc. to IEC 60068-2-6, test Fc


Approvals and Compliances

Detailed information on product approvals, code requirements, usage instructions and detailed test conditions can be looked up in [Details about Approvals](#)

Approvals




The approval mark is used by the testing authorities to certify compliance with the safety requirements placed on electronic products.

Approval Reference Type: FRT 250F

Approval Logo	Certificates	Certification Body	Description
	UL Approvals	UL	UL File Number: E41599


Product standards

Product standards that are referenced

Organization	Design	Standard	Description
	Designed according to	IEC 60127-4/1	Miniature fuses. Part 4. Universal modular fuse-links for through-hole and surface mount types
	Designed according to	UL 248-14	Low voltage fuses - Part 14: Additional fuses
	Designed according to	CSA22.2 No. 248.14	Low-Voltage Fuses - Part 14: Supplemental Fuses





Application standards

Application standards where the product can be used

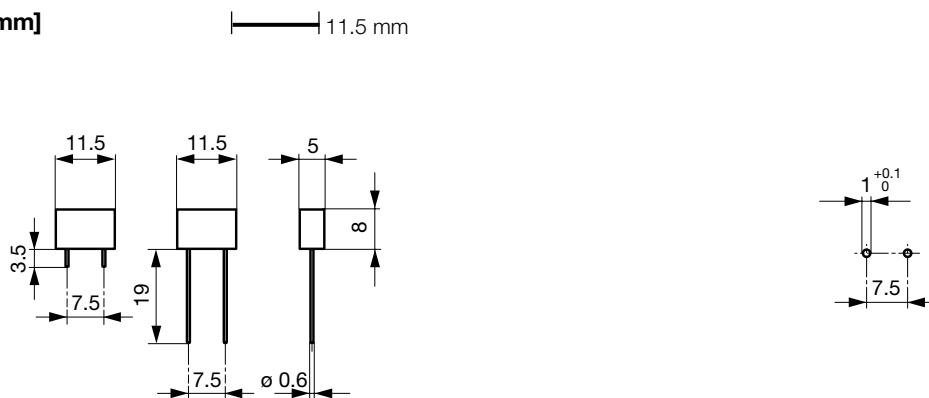
Organization	Design	Standard	Description
	Designed for applications acc.	IEC/UL 60950	IEC 60950-1 includes the basic requirements for the safety of information technology equipment.

Compliances

The product complies with following Guide Lines

Identification	Details	Initiator	Description
	CE declaration of conformity	SCHURTER AG	The CE marking declares that the product complies with the applicable requirements laid down in the harmonisation of Community legislation on its affixing in accordance with EU Regulation 765/2008.
	RoHS	SCHURTER AG	EU Directive RoHS 2011/65/EU
	China RoHS	SCHURTER AG	The law SJ / T 11363-2006 (China RoHS) has been in force since 1 March 2007. It is similar to the EU directive RoHS.
	REACH	SCHURTER AG	On 1 June 2007, Regulation (EC) No 1907/2006 on the Registration, Evaluation, Authorization and Restriction of Chemicals 1 (abbreviated as "REACH") entered into force.

Dimension [mm]

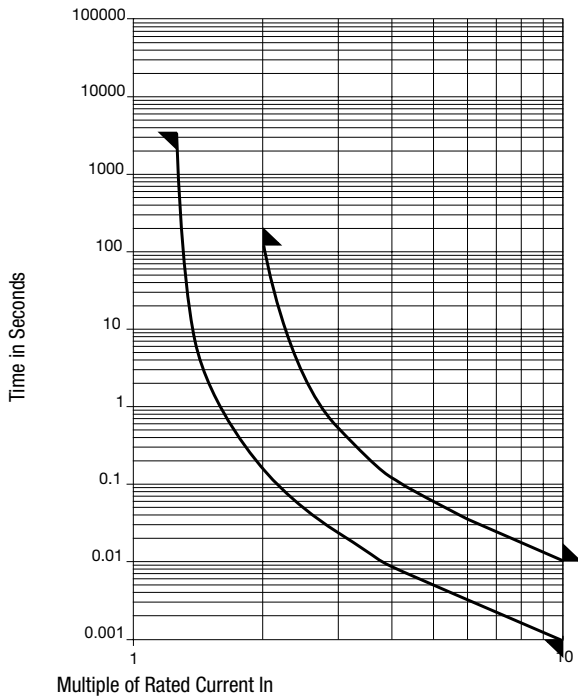


Drilling diagram


Pre-Arcing Time


Rated Current In	1.25 x In min.	2.0 x In max.	10.0 x In min.	10.0 x In max.
0.16 A - 10 A	60 min	120 s	1 ms	10 ms

Time-Current-Curves



All Variants

Rated Current [A]	Rated Voltage [VAC]	Breaking Capacity	Voltage Drop 1.0 I_n typ. [mV]	Power Dissipation 1.25 I_n typ. [mW]	Melting Pt 10.0 I_n Intyp. [A ² s]		S	L	T	Order Number
0.16	250	1)	345	110	0.006	●	●			7100.1057.13
0.2	250	1)	300	190	0.01	●	●			7100.1058.13
0.25	250	1)	260	210	0.028	●	●			7100.1059.13
0.315	250	1)	270	240	0.04	●	●			7100.1060.13
0.4	250	1)	260	310	0.088	●	●			7100.1061.13
0.5	250	1)	115	110	0.058	●	●			7100.1062.13
0.63	250	1)	100	120	0.1	●	●			7100.1063.13
0.8	250	1)	95	150	0.21	●	●			7100.1064.13
1	250	2)	155	300	0.18	●	●			7100.1065.13
1.25	250	2)	150	360	0.28	●	●			7100.1066.13
1.6	250	2)	115	340	0.61	●	●			7100.1067.13
2	250	2)	112	450	1	●	●			7100.1068.13
2.5	250	3)	100	500	1.2	●	●			7100.1069.13
3.15	250	3)	90	520	2.4	●	●			7100.1070.13
4	250	3)	95	850	4.1	●	●			7100.1071.13
5	250	3)	90	800	7.2	●	●			7100.1072.13
6.3	250	4)	85	960	15	●	●			7100.1073.13
8	250	4)	80	1000	25	●	●			7100.1074.13
10	250	4)	75	1450	50	●	●			7100.1075.13
0.16	250	1)	345	110	0.006	●		●	●	7100.1157.13
0.16	250	1)	345	110	0.006	●		●	●	7100.1157.95
0.16	250	1)	345	110	0.006	●		●	●	7100.1157.96
0.2	250	1)	300	190	0.01	●		●	●	7100.1158.13
0.2	250	1)	300	190	0.01	●		●	●	7100.1158.95
0.2	250	1)	300	190	0.01	●		●	●	7100.1158.96
0.25	250	1)	260	210	0.028	●		●	●	7100.1159.13
0.25	250	1)	260	210	0.028	●		●	●	7100.1159.95

Rated Current [A]	Rated Voltage [VAC]	Breaking Capacity	Voltage Drop 1.0 In typ. [mV]	Power Dissipation 1.25 I _n typ. [mW]	Melting I ² t 10.0 Intyp. [A ² s]		S	L	T	Order Number
0.315	250	1)	270	240	0.04	●	●	●	7100.1160.13	
0.315	250	1)	270	240	0.04	●	●	●	7100.1160.95	
0.315	250	1)	270	240	0.04	●	●	●	7100.1160.96	
0.4	250	1)	260	310	0.088	●	●	●	7100.1161.13	
0.4	250	1)	260	310	0.088	●	●	●	7100.1161.95	
0.4	250	1)	260	310	0.088	●	●	●	7100.1161.96	
0.5	250	1)	115	110	0.058	●	●	●	7100.1162.13	
0.5	250	1)	115	110	0.058	●	●	●	7100.1162.95	
0.5	250	1)	115	110	0.058	●	●	●	7100.1162.96	
0.63	250	1)	100	120	0.1	●	●	●	7100.1163.13	
0.63	250	1)	100	120	0.1	●	●	●	7100.1163.95	
0.63	250	1)	100	120	0.1	●	●	●	7100.1163.96	
0.8	250	1)	95	150	0.21	●	●	●	7100.1164.13	
0.8	250	1)	95	150	0.21	●	●	●	7100.1164.95	
0.8	250	1)	95	150	0.21	●	●	●	7100.1164.96	
0.25	250	1)	260	210	0.028	●	●	●	7100.1159.96	
1	250	2)	155	300	0.18	●	●	●	7100.1165.13	
1	250	2)	155	300	0.18	●	●	●	7100.1165.95	
1	250	2)	155	300	0.18	●	●	●	7100.1165.96	
1.25	250	2)	150	360	0.28	●	●	●	7100.1166.13	
1.25	250	2)	150	360	0.28	●	●	●	7100.1166.95	
1.25	250	2)	150	360	0.28	●	●	●	7100.1166.96	
1.6	250	2)	115	340	0.61	●	●	●	7100.1167.13	
1.6	250	2)	115	340	0.61	●	●	●	7100.1167.95	
1.6	250	2)	115	340	0.61	●	●	●	7100.1167.96	
2	250	2)	112	450	1	●	●	●	7100.1168.13	
2	250	2)	112	450	1	●	●	●	7100.1168.95	
2	250	2)	112	450	1	●	●	●	7100.1168.96	
2.5	250	3)	100	500	1.2	●	●	●	7100.1169.13	
2.5	250	3)	100	500	1.2	●	●	●	7100.1169.95	
2.5	250	3)	100	500	1.2	●	●	●	7100.1169.96	
3.15	250	3)	90	520	2.4	●	●	●	7100.1170.13	
3.15	250	3)	90	520	2.4	●	●	●	7100.1170.95	
3.15	250	3)	90	520	2.4	●	●	●	7100.1170.96	
4	250	3)	95	850	4.1	●	●	●	7100.1171.13	
4	250	3)	95	850	4.1	●	●	●	7100.1171.95	
4	250	3)	95	850	4.1	●	●	●	7100.1171.96	
5	250	3)	90	800	7.2	●	●	●	7100.1172.13	
5	250	3)	90	800	7.2	●	●	●	7100.1172.95	
5	250	3)	90	800	7.2	●	●	●	7100.1172.96	
6.3	250	4)	85	960	15	●	●	●	7100.1173.13	
6.3	250	3)	85	960	15	●	●	●	7100.1173.95	
6.3	250	3)	85	960	15	●	●	●	7100.1173.96	
8	250	4)	80	1000	25	●	●	●	7100.1174.13	
8	250	4)	80	1000	25	●	●	●	7100.1174.95	
8	250	4)	80	1000	25	●	●	●	7100.1174.96	
10	250	4)	75	1450	50	●	●	●	7100.1175.13	
10	250	5)	75	1450	50	●	●	●	7100.1175.95	
10	250	5)	75	1450	50	●	●	●	7100.1175.96	

Availability for all products can be searched real-time: <https://www.schurter.com/en/Stock-Check/Stock-Check-SCHURTER>

1) UL: 35 A @ 250 VAC/DC / 10 kA @ 125 VAC, p.f. = 0.7 - 0.8

2) UL: 63 A @ 250 VAC/DC / 10 kA @ 125 VAC, p.f. = 0.7 - 0.8

Rated Current [A]	Rated Voltage [VAC]	Breaking Capacity	Voltage Drop 1.0 In typ. [mV]	Power Dissipation 1.25 I _n typ. [mW]	Melting I ² t 10.0 Intyp. [A ² s]	S	L	T	Order Number
-------------------	---------------------	-------------------	-------------------------------	---	---	---	---	---	--------------



3) UL: 63 A @ 250 VAC/DC

4) UL: 63 A @ 250 VAC

Packaging Unit	
.xx = .13 / S = Short Terminals	Plastic Bag (100 pcs.)
.xx = .13 / L = Long Terminals	Plastic Bag (100 pcs.)
.xx = .95 / T = Reeled	Taped 36 cm Reel (500 pcs.)
.xx = .96 / T = Reeled	Taped 36 cm Reel (1000 pcs.)