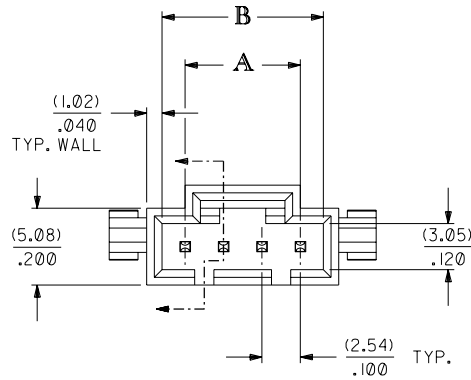


SL VERTICAL HEADER
W/LATCH & SPLIT PEGS



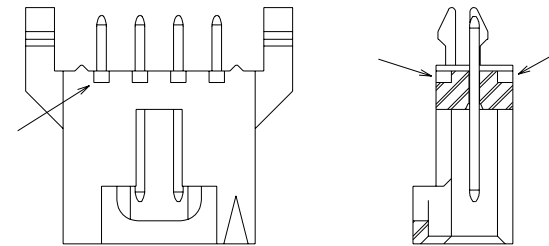
NOTES:

1. HEADER MATERIAL: GLASS FILLED POLYESTER; UL94V-0; COLOR: BLACK
PIN MATERIAL: PHOSPHOR BRONZE
2. HEADER TO BE USED WITH OPTION "G" 70400 AND 70430 SERIES SL CONNECTORS.
3. REFER TO MOLEX PRODUCT SPECIFICATION PS-70541.
4. STANDARD PACKAGING PER PK-70873-0014.
5. DIMENSIONS WITHOUT TOLERANCE ARE SHOWN FOR REFERENCE ONLY.
6. MEASURE POINT FOR PLATING THICKNESS.

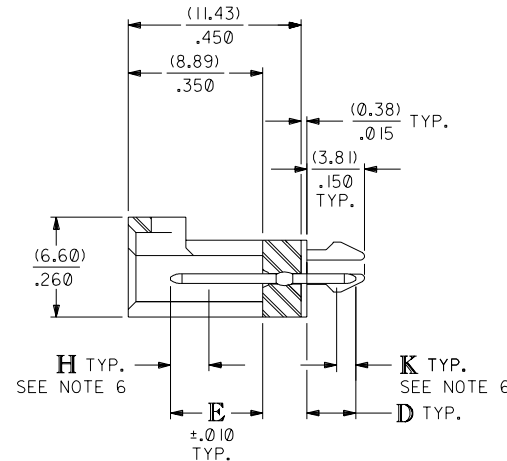
PLATING:

- TIN - .000150 MINIMUM TIN PLATE
OVER .000050 MINIMUM NICKEL PLATE.
- 15 GOLD - .000015 MINIMUM GOLD PLATE IN SELECT AREA,
.000075 MINIMUM TIN PLATE IN SELECT AREA,
OVER .000050 MINIMUM NICKEL PLATE OVERALL.
- 30 GOLD - .000030 MINIMUM GOLD PLATE IN SELECT AREA,
.000075 MINIMUM TIN PLATE IN SELECT AREA,
OVER .000050 MINIMUM NICKEL PLATE OVERALL.

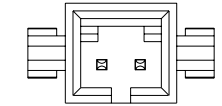
*THE PRIMARY SHIPPING CARTON WILL BE LABELED "COMPLIANT TO ROHS DIRECTIVE 2002/95/EC AND ELV ANNEX II OF DIRECTIVE 2000/53/EC". CARTONS WITHOUT THIS LABEL MAY CONTAIN PRODUCT WITH LEAD.



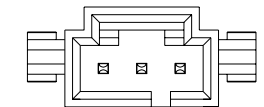
**ALTERNATIVE CORING
MANUFACTURER'S OPTION**



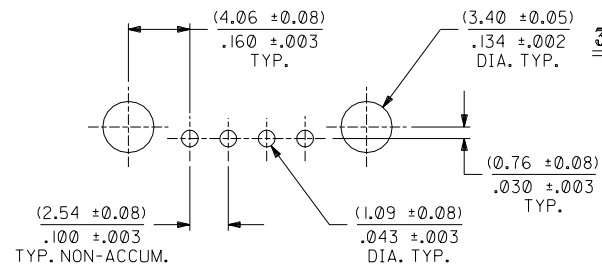
CKT. SIZE	DIM. "A"		DIM. "B"	
	MM	IN.	MM	IN.
2	2.54	.100	5.33	.210
3	5.08	.200	8.13	.320
4	7.62	.300	10.67	.420
5	10.16	.400	13.21	.520
6	12.70	.500	15.75	.620
7	15.24	.600	18.29	.720
8	17.78	.700	20.83	.820
9	20.32	.800	23.37	.920
10	22.86	.900	25.91	1.020



2 CIRCUIT



3 CIRCUIT



RECOMMENDED PC BOARD LAYOUT

(FOR USE WITH (1.57)/.062 THICK BOARD)

ADDED TOLERANCES PER UDT2001-0723 JRWILLIAMS 01/04/26		DIMENSIONS SHOWN (METRIC) INCH UNLESS OTHERWISE SPECIFIED TOLERANCES: ANGULAR ± 1/2°		▽ = 0 ▼ = 0 REVISE ONLY ON CAD SYSTEM	
MODIFIED HOUSING MATERIAL CALLOUT ECN# UDT1999-0869 DMORGAN 99/04/23		3 PLACE ±.005 INCH METRIC 2 PLACE ±.01 ±0.13 1 PLACE ±0.25		TITLE SALES ASSY, SL VERTICAL HEADER W/LATCH & SPLIT PEGS (2.54)/.100 CENTERS	
LEAD FREE UCP2004-1769 RWHITE 04/03/25		DRAFT WHERE APPLICABLE MUST REMAIN WITHIN DIMENSIONS		SHEET NO. DATE 1 OF 2 09/22/87	
LTR. REVISIONS		DRG. BY: AAB CHK'D. BY: MJM APP'D. BY: WAZ SCALE: 4 : 1		PART NO. MOLEX INCORPORATED U.S.A. 60532	
LTR. REVISIONS		FILE NAME: S70541X1		DRWG. NO. SDA-70541-****	
		THIS DRAWING CONTAINS INFORMATION THAT IS PROPRIETARY TO MOLEX INC. AND SHOULD NOT BE USED WITHOUT WRITTEN PERMISSION.		DIV. SIZE DA C	

CIRCUIT SIZE	ASSEMBLY ITEM NUMBER	MANUFACTURE RELEASE STATUS	D REF.	E ± .010	CONNECTOR END PLATING		P.C. BOARD END PLATING	
					TYPE	H MEAS.	TYPE	K MEAS.
2-10	-0001-0009	R.F.M.	(3.30)	(6.10)	TIN	(2.54)	TIN	(1.27)
11-25	-0010-0024		.130	.240		.100		.050
2-10	-0036-0044	R.F.M.	(3.30)	(6.10)	15 GOLD	(2.54)	TIN	(1.27)
11-25	-0045-0059		.130	.240		.100		.050
2-10	-0071-0079	R.F.M.	(3.30)	(6.10)	30 GOLD	(2.54)	TIN	(1.27)
11-25	-0080-0094		.130	.240		.100		.050
2-10	-0176-0184	R.F.M.	(3.30)	(6.10)	TIN	(2.54)	TIN	(1.27)
			.130	.240		.100		.050

CIRCUIT SIZE	ASSEMBLY ITEM NUMBER	ASSEMBLY ITEM NUMBER	ASSEMBLY ITEM NUMBER	ASSEMBLY ITEM NUMBER	ASSEMBLY ITEM NUMBER	ASSEMBLY ITEM NUMBER
2	70541-0001	70541-0036	70541-0071			
3	70541-0002	70541-0037	70541-0072			
4	70541-0003	70541-0038	70541-0073			70541-0178
5	70541-0004	70541-0039	70541-0074			
6	70541-0005	70541-0040	70541-0075			
7	70541-0006	70541-0041	70541-0076			
8	70541-0007	70541-0042	70541-0077			
9	70541-0008	70541-0043	70541-0078			
10	70541-0009	70541-0044	70541-0079			
11	X 70541-0010	X 70541-0045	X 70541-0080			
12	X 70541-0011	X 70541-0046	X 70541-0081			
13	X 70541-0012	X 70541-0047	X 70541-0082			
14	X 70541-0013	X 70541-0048	X 70541-0083			
15	X 70541-0014	X 70541-0049	X 70541-0084			
16	X 70541-0015	X 70541-0050	X 70541-0085			
17	X 70541-0016	X 70541-0051	X 70541-0086			
18	X 70541-0017	X 70541-0052	X 70541-0087			
19	X 70541-0018	X 70541-0053	X 70541-0088			
20	X 70541-0019	X 70541-0054	X 70541-0089			
21	X 70541-0020	X 70541-0055	X 70541-0090			
22	X 70541-0021	X 70541-0056	X 70541-0091			
23	X 70541-0022	X 70541-0057	X 70541-0092			
24	X 70541-0023	X 70541-0058	X 70541-0093			
25	X 70541-0024	X 70541-0059	X 70541-0094			

X IN COLUMN UNDER *ASSEMBLY ITEM NUMBER * HEADING DENOTES TOOLING NOT AVAILABLE

DIMENSIONS SHOWN (METRIC) INCH		UNLESS OTHERWISE SPECIFIED TOLERANCES: ANGULAR ± 1/2°		REVISE ONLY ON CAD SYSTEM	
INCH		METRIC		TITLE	
3 PLACE ± .005		± .01	± 0.13	SALES ASSY, SL VERTICAL HEADER W/LATCH & SPLIT PEGS (2.54)/.100 CENTERS	
2 PLACE ± .01		± 0.25		MOLEX INCORPORATED U.S.A.	
1 PLACE ± 0.25				SHEET NO. 2	DATE 09/22/87
DRAFT WHERE APPLICABLE MUST REMAIN WITHIN DIMENSIONS		PART NO.		DRWG. NO.	
SEE SHEET I		SEE CHART		SDA-70541-****	
DRWG. BY AAB	CHK'D. BY AAB	FILE NAME	THIS DRAWING CONTAINS INFORMATION THAT IS PROPRIETARY TO MOLEX INC. AND SHOULD NOT BE USED WITHOUT WRITTEN PERMISSION	DIV.	SIZE
APP'D. BY WAZ	SCALE :	S70541X2		DA	C
LTR.	REVISIONS	LTR.	REVISIONS		