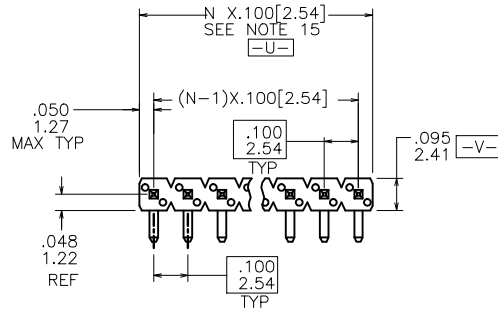


PRODUCT NUMBER

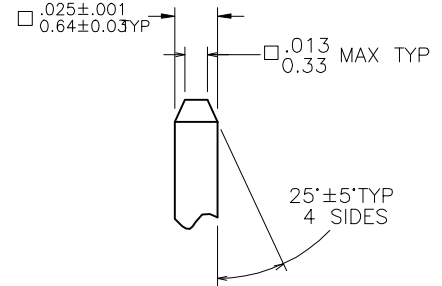
XXXXX-YYY HTLF

- LEAD FREE OPTION
SEE NOTE 1,8
- TUBE PACKAGING OPTION
SEE NOTE 1
- HIGH TEMPERATURE PLASTIC
SEE NOTE 1
- NO. OF
POSITIONS
SEE NOTE 1
- PIN PLATING
SEE SHEET 2
- BASE PART NO.

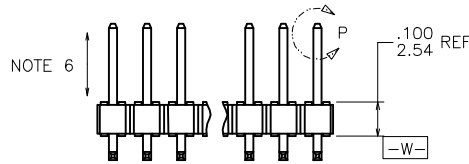


TOP VIEW

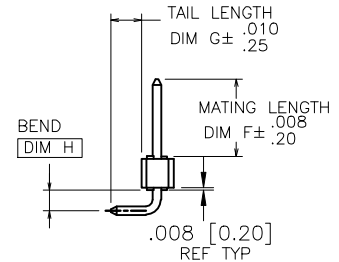
$\varnothing .020/0.51$ M U M V S W
NOTE 4



DETAIL P
TYP BOTH ENDS



SIDE VIEW



END VIEW

68015-X XX-XXX XXX LF

- TAIL LENGTH (EXAMPLE BELOW)
3.0mm=030 12.8mm=128 (SEE NOTE 11 & 12)
- MATING LENGTH (EXAMPLE BELOW)
5.0mm=050 25.5mm=255 (SEE NOTE 11 & 12)
- TOTAL NUMBER OF POSITION
FROM 1 THRU 36 POS. (SEE NOTE 1)
- PIN PLATING (SEE NOTE 13)
1=0.76µm Au
4= PURE TIN
8=0.36µm Au
- BASE PART NO.
SINGLE ROW RIGHT ANGLE

mat'l code SEE NOTES 2 & 3		surface ISO 1302 ✓	tolerance ISO 406 ISO 1101	projection INCH/MM	product family BERGSTIK
lir	ecdn no	dr	date	tolerances unless otherwise specified	title BERGSTIK® II HEADER .100/2.54ccc SR R/A
AS	M06-0268	MHT	7/17/06	angles linear .XX±.01/.XX±0.3	scale 2:1
AT	M06-0346	MHT	9/04/06	.XXX±.005/.XXX±0.13	
AU	M08-0154	MHT	5/27/08	0°±2' .XXX±.0020/.XXX±0.051	sheet 1 of 4 size 68015 A3
AV	M08-0169	MHT	6/16/08	dr T.BREWBAKER 01/31/95	
AW	M08-0267	MHT	9/25/08	engr T.HANNA 01/31/95	type Product Customer Drawing
AX	M08-0331	MHT	12/01/08	chr T.HANNA 01/31/95	
AY	M09-0108	MHT	7/10/09	appd T.HANNA 01/31/95	
sheet	revision	AY	AY	AY	
index	sheet	1	2	3	4



Copyright FCI

form: A3

PIN PLATING CODES:	
XXXX-1YY	30u"/0.76u MIN (SEE NOTE 9) OVER 50u"/1.27u MIN Ni
XXXX-2YY	15u"/0.38u MIN (SEE NOTE 9) OVER 50u"/1.27u MIN Ni
XXXX-3YY	50u"/1.27u MIN Au OVER 50u"/1.27u MIN Ni
XXXX-4YY	100u"/2.54u MIN Sn OVER 50u"/1.27u MIN Ni (SEE NOTE 10)
XXXX-4YYHLF	
XXXX-5YY	15u"/0.38u MIN (SEE NOTE 9) OVER 50u"/1.27u MIN Ni
XXXX-6YY	30u"/0.76u MIN (SEE NOTE 9) OVER 50u"/1.27u MIN Ni
XXXX-7YY	30u"/0.76u MIN Au OVER 50u"/1.27u MIN Ni
XXXX-8YY	15u"/0.38u MIN Au OVER 50u"/1.27u MIN Ni
XXXX-9YY	15u"/0.38u MIN GXT OVER 50u"/1.27u MIN Ni
XXXX-0YY	30u"/0.76u MIN GXT OVER 50u"/1.27u MIN Ni

NOTES

1. PART NUMBER OPTIONS:
 PIN PLATING CODES (SEE ABOVE)
 HIGH TEMP. MATERIAL:
 PART NUMBERS WITH AND WITHOUT "H" WILL BE SUPPLIED WITH HIGH TEMPERATURE PLASTIC.
 NUMBER OF POSITION:
 ANY NUMBER OF POSITIONS FROM 1 THRU 36.
 PACKAGING:
 PACKAGED IN POLY BAGS.
 EIGHT DIGIT PART NUMBERS FOLLOWED BY A "T" ARE PACKAGED IN TUBES. SEE SPECIFIC PART NUMBERS FOR AVAILABILITY.
 LEAD FREE:
 ADD "HLF" SUFFIX AT THE END OF PART NUMBER FOR LEAD FREE OPTION, NOT AVAILABLE FOR -5YY,-5YYH,-6YY & -6YYH.
2. BODY MATERIAL:
 MANUFACTURER'S OPTION OF NYLON OR PCT, GLASS FIBER REINFORCED, OR LCP MINERAL FILED FLAME RETARDENT PER UL-94V-0. COLOR: BLACK.
 PART NUMBERS WITH AND WITHOUT "H" SUFFIX WILL WITHSTAND EXPOSURE TO 260°C PEAK TEMPERATURE FOR 20 SECONDS IN WAVE SOLDER, INFRA-RED OR VAPOR PHASE SOLDER PROCESS.
3. PIN MATERIAL: PHOS-BRONZE.
4. MEASURED WITH PART IN RESTRAINED CONDITION.
5. TWO SIDES OF PIN TIPS NOT PLATED. TYPICAL BOTH ENDS.
6. 2LBS/0.9KG MIN PIN RETENTION IN EITHER DIRECTION.

7. MILITARY BERGSTIK HEADER
 P/N XXXXX-XY-ML
 NOT AVAILABLE.

8. THESE PRODUCTS MEETS EUROPEAN UNION DIRECTIVES AND OTHER COUNTRY REGULATION AS DESCRIBED IN GS-22-008.
9. PLATING OPTIONS:
 MAY BE EITHER GOLD OR GXT PLATED AT MANUFACTURER'S OPTION.
10. THIS PRODUCT HAS 100% TIN PLATING IN THE INTERFACE AND HAS NOT BEEN TESTED FOR WHISKER GROWTH IN ALL INTERCONNECT ENVIRONMENTS."
11. THE OAL DON'T EXCEED 31mm
 OAL= MATTING DIM+4.0mm<31mm WHERE THE SUM OF TAIL AND MATTING LENGTH DON'T EXCEED 27mm
12. INCREMENTS BY 0.1mm IN LENGTHS ONLY
13. FOR SPECIAL PACKAGING REQUEST PLEASE CONTACT PRODUCT MANAGER FOR AVAILABILITY
14. BEND DIMENSIONS AT 1.5mm ONLY
15. TO DETERMINE DIMENSIONS:
 N=NUMBER OF POSITION PER ROW
 EXAMPLE: 10 POS. N X .100/2.54

.100±.003 [2.54±.08]
 TYP. NON-ACCUMULATIVE
 Ø.040±.003 [1.02±.08]
 TYP.



RECOMMENDED HOLE PATTERN

mat'l code SEE NOTES 2 & 3		surface ISO 1302 ✓	tolerance ISO 406 ISO 1101	projection ⊕	product family BERGSTIK
lir	ecm no	dr	date	title	
AY				BERGSTIK® II HEADER .100/2.54cc SR R/A	
angles		linear	tolerances unless otherwise specified XX±.01/XX0.3 XXX±.005/XX0.13 XXXX±.0020/XXX0.051	INCH/MM	scale 2:1
0'±2'		dr	T.BREWBAKER	01/31/95	dwg no
		engr	T.HANNA	01/31/95	sheet 2 of 4 size
		chr	T.HANNA	01/31/95	68015 A3
		appd	T.HANNA	01/31/95	type Product Customer Drawing
sheet	revision				
index	sheet				

PRODUCT NUMBER	MATING LENGTH		TAIL LENGTH		BEND DIM		PACKAGING	LF OPTION
	DIM F	DIM F	DIM G	DIM G	DIM H	DIM H		
	ENGLISH	METRIC	ENGLISH	METRIC	ENGLISH	METRIC		
68015-YYY	0.230	5.84	0.090	2.29	0.060	1.52	POLY BAGS/TUBES	NOTE 1,8
68016-YYY	0.230	5.84	0.120	3.05	0.060	1.52	POLY BAGS/TUBES	
68023-YYY	0.135	3.43	0.305	7.75	0.135	3.43	POLY BAGS	
68417-YYY	0.230	5.84	0.390	9.91	0.060	1.52	POLY BAGS	
68423-YYY	0.318	8.08	0.120	3.05	0.060	1.52	POLY BAGS/TUBES	
68458-YYY	0.318	8.08	0.110	2.79	0.060	1.52	POLY BAGS	
68461-YYY	0.400	10.16	0.320	8.13	0.260	6.60	POLY BAGS	
68468-YYY	0.230	5.84	0.195	4.95	0.160	4.06	POLY BAGS	
68488-YYY	0.230	5.84	0.180	4.57	0.060	1.52	POLY BAGS	
68494-YYY	0.400	10.16	0.110	2.79	0.060	1.52	POLY BAGS	
68498-YYY	0.230	5.84	0.220	5.59	0.160	4.06	POLY BAGS	
68626-YYY	0.230	5.84	0.295	7.49	0.060	1.52	POLY BAGS	
68627-YYY	0.120	3.05	0.185	4.70	0.150	3.81	POLY BAGS	
68628-YYY	0.230	5.84	0.590	14.99	0.060	1.52	POLY BAGS	
68641-YYY	0.230	5.84	0.490	12.45	0.060	1.52	POLY BAGS	
68660-YYY	0.110	2.79	0.230	5.84	0.135	3.43	POLY BAGS	
68694-YYY	0.600	15.24	0.120	3.05	0.060	1.52	POLY BAGS	
68757-YYY	0.350	8.89	0.220	5.59	0.100	2.54	POLY BAGS	
68758-YYY	0.275	6.99	0.120	3.05	0.060	1.52	POLY BAGS	
68764-YYY	0.100	2.54	0.120	3.05	0.060	1.52	POLY BAGS	
68782-YYY	0.318	8.08	0.180	4.57	0.060	1.52	POLY BAGS	
68798-YYY	0.110	2.79	0.230	5.84	0.160	4.06	POLY BAGS	
69189-YYY	0.310	7.87	0.250	6.35	0.060	1.52	POLY BAGS	
71270-YYY	0.600	15.24	0.189	4.80	0.060	1.52	POLY BAGS	
72342-YYY	0.120	3.05	0.250	6.35	0.060	1.52	POLY BAGS	
78230-YYY	0.310	7.87	0.330	8.38	0.060	1.52	POLY BAGS	
78231-YYY	0.310	7.87	0.290	7.37	0.060	1.52	POLY BAGS	NOTE 1,8



FCJconnect.com

Copyright FCJ

mat'l code SEE NOTES 2 & 3		surface ISO 1302	tolerance ISO 406 ISO 1101	projection 	product family BERGSTIK
lir	ecn no	dr	date	title BERGSTIK® II HEADER .100/2.54cc SR R/A	
AY				tolerances unless otherwise specified	scale 2:1
				linear XXL01/XXL03 XXXL005/XXXL013 XXXXL0020/XXXXL0051	INCH/MM
				dr	T.BREWBAKER 01/31/95
				eng	T.HANNA 01/31/95
				chr	T.HANNA 01/31/95
				appd	T.HANNA 01/31/95
sheet index	revision sheet				



PRODUCT NUMBER	MATING LENGTH		TAIL LENGTH		BEND DIM		PACKAGING
	DIM F	DIM F	DIM G	DIM G	DIM H	DIM H	
	ENGLISH	METRIC	ENGLISH	METRIC	ENGLISH	METRIC	
78234-XXX	0.230	5.84	0.140	3.56	0.160	4.06	POLY BAGS
78541-XXX	0.318	8.08	0.080	2.03	0.060	1.52	POLY BAGS
78587-XXX			UNAVAILABLE				
78938-XXX	0.120	3.05	0.120	3.05	0.060	1.52	POLY BAGS
78955-XXX	0.075	1.91	0.090	2.29	0.060	1.52	POLY BAGS
78978-XXX	0.120	3.05	0.318	8.08	0.135	3.43	POLY BAGS
79409-XXX			UNAVAILABLE				
84846-XXYH	0.140	3.56	0.290	7.37	0.153	3.89	POLY BAGS
84917-XXYH	0.090	2.29	0.195	4.95	0.190	4.83	POLY BAGS
84935-XXYH	0.450	11.43	0.320	8.13	0.260	6.60	POLY BAGS
84936-XXYH	0.350	8.89	0.120	3.05	0.060	1.52	POLY BAGS
87532-XXYH	0.230	5.84	0.890	22.61	0.060	1.52	POLY BAGS
88813-XXX	0.230	5.84	0.085	2.16	0.060	1.52	POLY BAGS
92050-XXX	0.162	4.11	0.120	3.05	0.060	1.52	POLY BAGS
92632-XXX	0.100	2.54	0.318	8.08	0.060	1.52	POLY BAGS
92909-XXX	0.400	10.16	0.220	5.59	0.060	1.52	POLY BAGS
94099-XXX	0.157	3.99	0.090	2.29	0.060	1.52	POLY BAGS
94529-XXYH	0.120	3.05	0.295	7.49	0.135	3.43	POLY BAGS
94671-XXYH	0.090	2.29	0.085	2.16	0.180	4.57	POLY BAGS
95653-XXYH	0.330	8.38	0.310	7.87	0.160	4.06	POLY BAGS
95666-XXYH	0.230	5.84	0.145	3.68	0.060	1.52	POLY BAGS
10089061-XXX	0.125	3.18	0.318	8.08	0.135	3.43	POLY BAGS

LF
OPTION
NOTE 1,8

NOTE 1,8



FCJconnect.com

Copyright FCJ

mat'l. code SEE NOTES 2 & 3		surface ISO 1302	tolerance ISO 406 ISO 1301	projection 	product family BERGSTIK
ltr	ecn no	dr	date	tolerances unless otherwise specified	title BERGSTIK® II HEADER .100/2.54cc SR R/A
AY				angles linear XXX±.01/XX±0.3 XXX±.006/XX±0.13 O'±2' XXXX±.0020/XXXX±0.051	INCH/MM scale 2:1
				dr T.BREWBAKER 01/31/95	dwg no 68015
				engr T.HANNA 01/31/95	sheet 4 of 4 size A3
				chr T.HANNA 01/31/95	type Product Customer Drawing
				appd T.HANNA 01/31/95	
sheet	revision				
index	sheet				

form A3 1 2 3 4 5 6