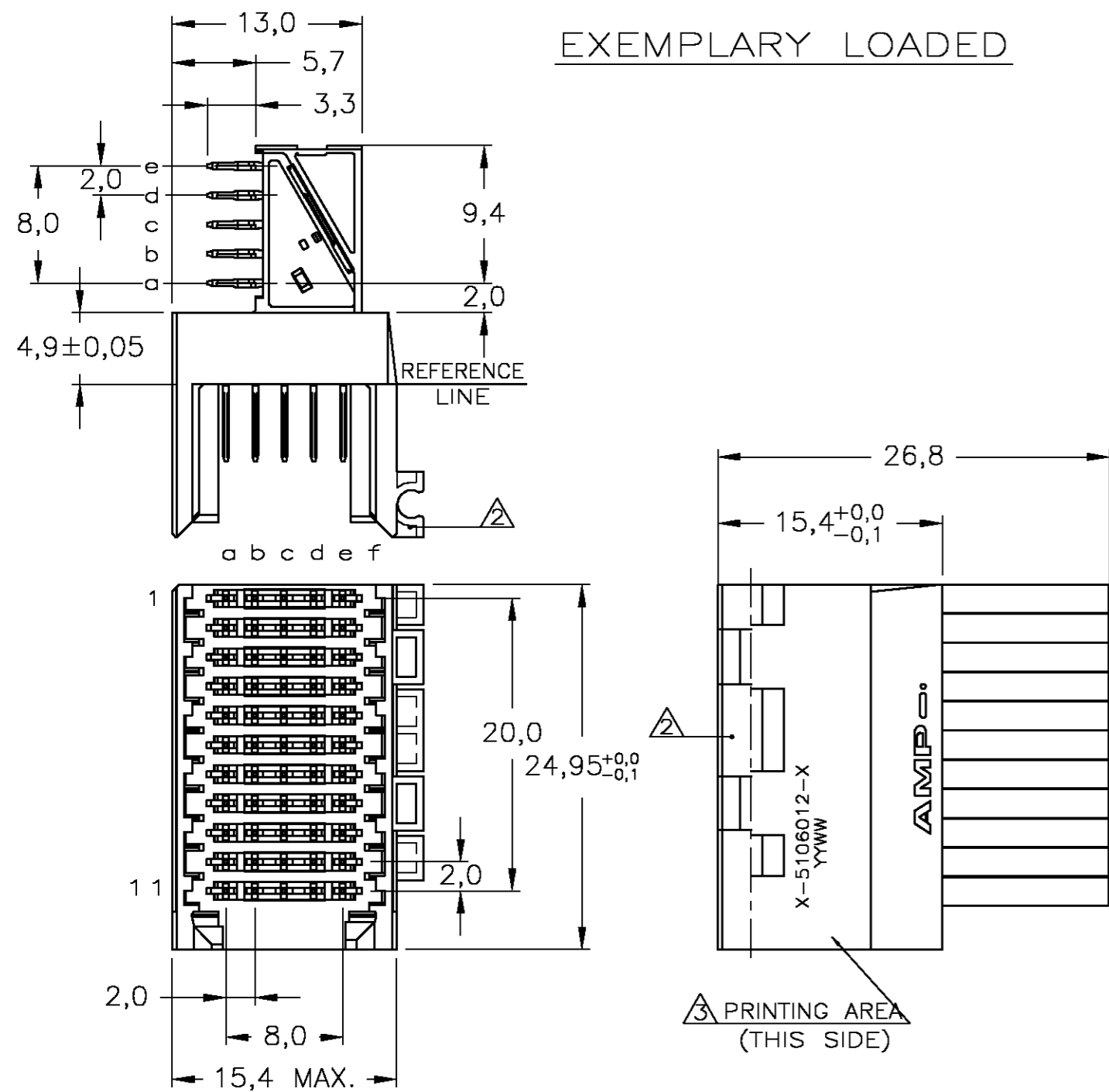
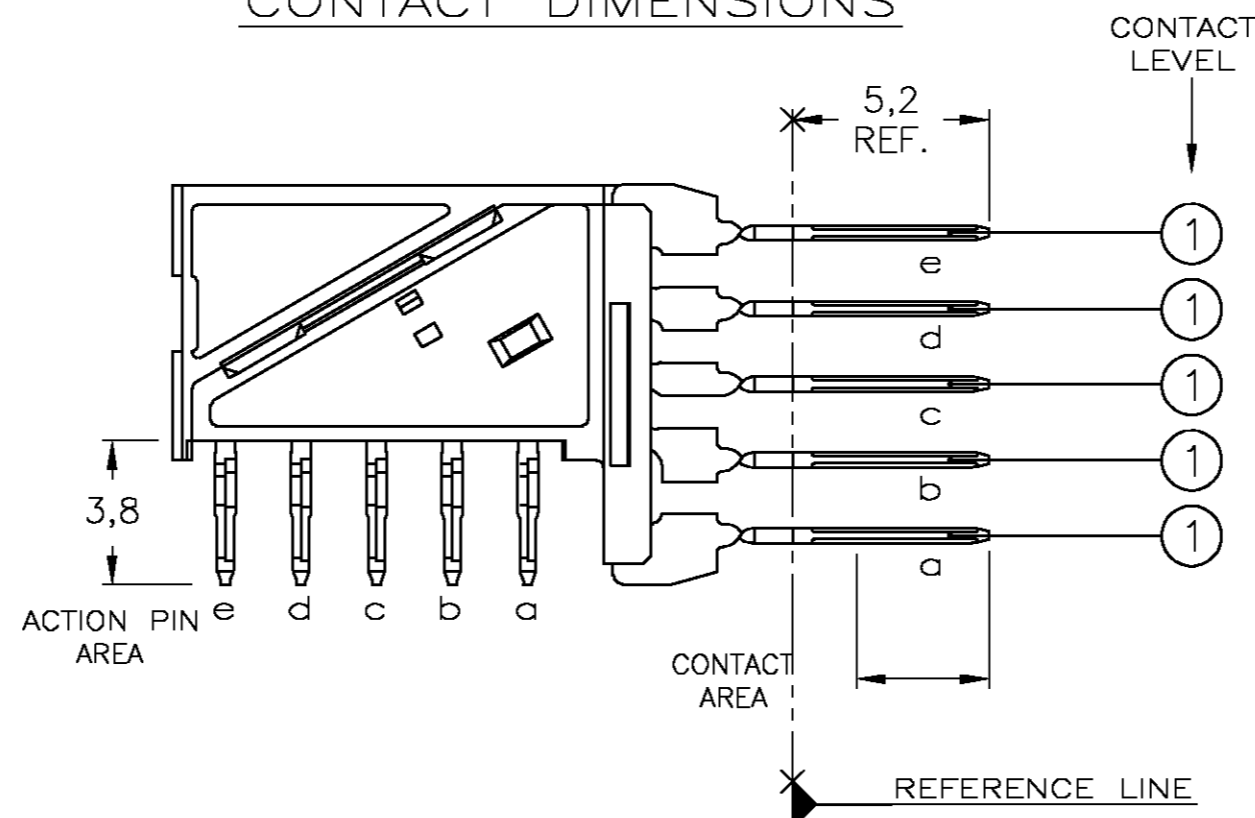


THIS DRAWING IS UNPUBLISHED. RELEASED FOR PUBLICATION  
 © COPYRIGHT BY TYCO ELECTRONICS CORPORATION. ALL RIGHTS RESERVED.

CONNECTOR ASSEMBLY  
 EXEMPLARY LOADED

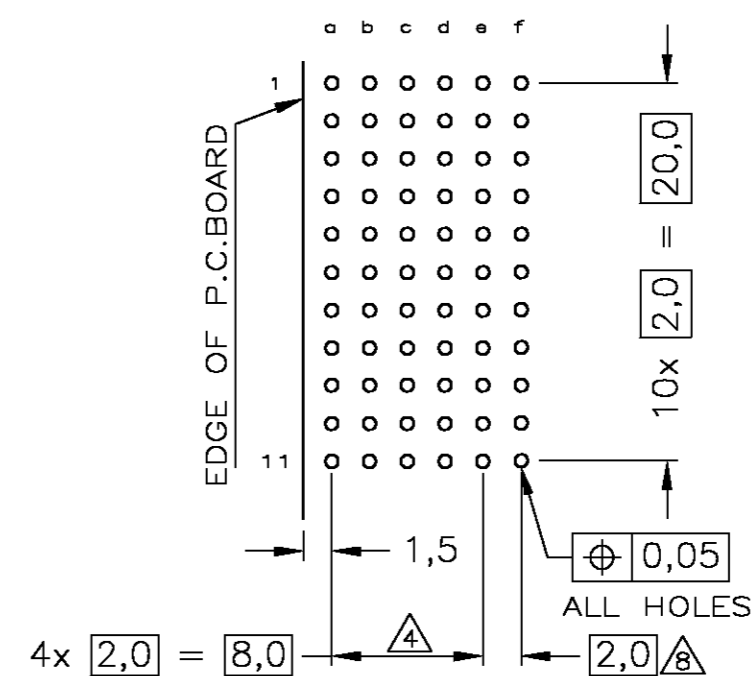


CONTACT DIMENSIONS

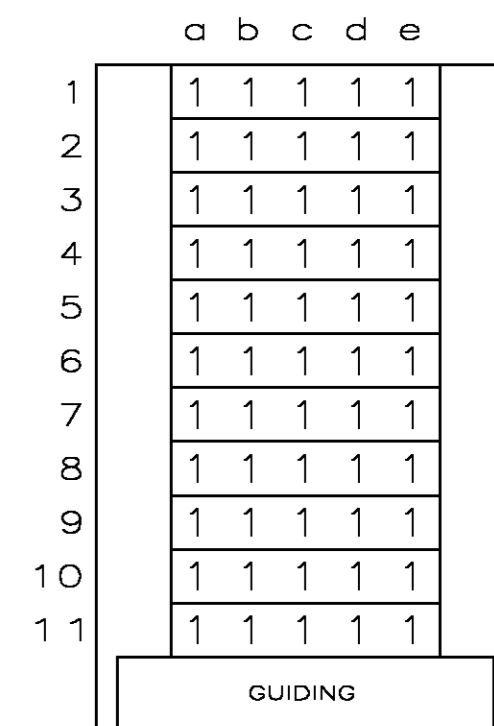


LOC	DIST	REVISIONS					
H	-	P	LTR	DESCRIPTION	DATE	DWN	APVD
		A		EHC0-0319-04	03AUG04	KNK	BM

RECOMMENDED PCB-HOLE LAY-OUT  
 COMPONENT SIDE SHOWN



CONTACT LAYOUT



P.C.B. HOLE DIM. ACTION PIN  
 FOR DETAILS SEE  
 APPLICATION SPECIFICATION

NOTES:

- 1 MATERIAL HOUSING : GREY GLASSFILLED POLYESTER  
UL-RATING V0
- CONTACT : PHOSPHORBRONZE
- CONNECTOR ASSEMBLY WITH LATCH HINGE FOR CABLE CONNECTOR.
- CONNECTOR MARKED WITH PARTNUMBER AND DATECODE
- PLATED-THROUGH HOLES AT 2x2mm SQUARE GRID.
- CONNECTOR ASSEMBLY LUBRICATED WITH BELLCORE APPROVED LUBRICANT.
- LUBRICATED CONNECTOR ASSEMBLY TESTED AND QUALIFIED AGAINST BELLCORE QUALITY LEVEL III, CENTRAL OFFICE APPLICATIONS.
- LUBRICATED CONNECTOR ASSEMBLY DESIGNED FOR USE AGAINST BELLCORE QUALITY LEVEL III, UNCONTROLLED ENVIRONMENT.
- HOLES IN ROW f FOR POSSIBLE FUTURE USE OF GROUND RETURN SHIELDS. (NOT YET TOOLED)

Y	1,3	1,3	0,5	1-5106012-9
N	1,3	0,8	0,5	1-5106012-1
Y	1,3	0,8	0,5	5106012-9
N	1,3	1,3	0,5	5106012-4
N	1,3	0,8	0,5	5106012-1
CONSERVATION TREATMENT	CONTACT UNDER-COATING	CONTACT AREA	ACTION-PIN AREA	PART NUMBER
	[µm Ni MIN.]	[µm Au MIN.]	[µm Sn MIN.]	

THIS DRAWING IS A CONTROLLED DOCUMENT.		DWN K.N.KIRAN 10AUG2004	Tyco Electronics Corporation 's-Hertogenbosch,5222AR-32	
DIMENSIONS: mm		CHK B.MOOIJ 23SEP2004	NAME	
TOLERANCES UNLESS OTHERWISE SPECIFIED:		APVD B.MOOIJ 23SEP2004	Z-PACK 2mm HM TYPE C 55 POS. RIGHT ANGLE MALE CONNECTOR ASSEMBLY	
0 PLC ± - 1 PLC ± - 2 PLC ± - 3 PLC ± - 4 PLC ± - ANGLES ± - FINISH		PRODUCT SPEC 108-19082 APPLICATION SPEC 114-19029	SIZE A2	RESTRICTED TO
MATERIAL		WEIGHT	CAGE CODE 00779	SCALE 5:1
		CUSTOMER DRAWING	DRAWING NO C=5106012	SHEET 1 OF 1
			REV A	