

10 9 8 7 6 5 4 3 2 1

F

E

D

C

B

A

F

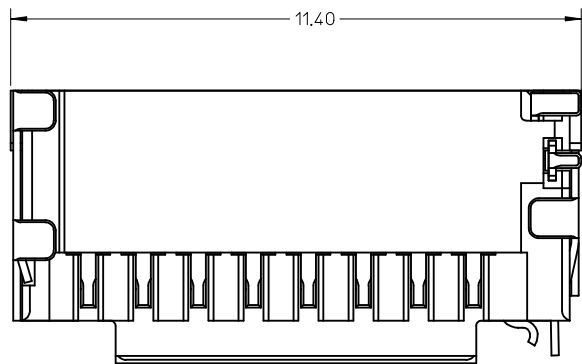
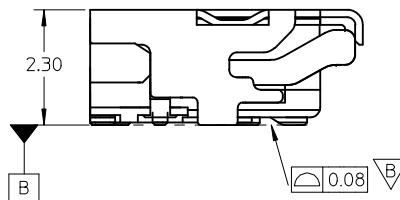
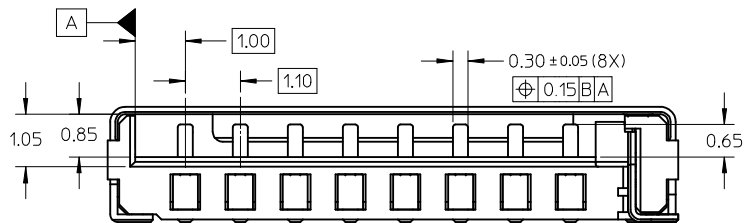
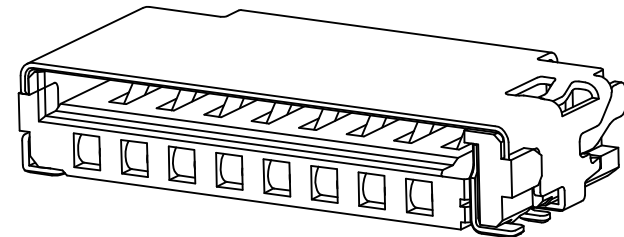
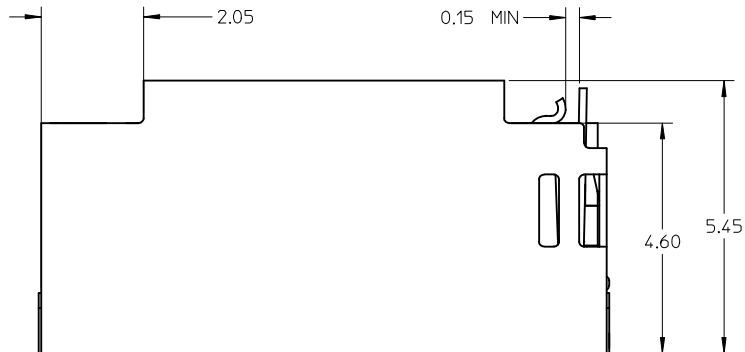
E

D

C

B

A



NOTE:

1 MATERIAL:

- 1-1 HOUSING : LCP, 30% G/F, UL 94V-0, BLACK
- 1-2 SIGNAL TERMINAL AND DETECT TERMINAL : PHOSPHOR BRONZE
- 1-3 METAL SHELL : STAINLESS STEEL

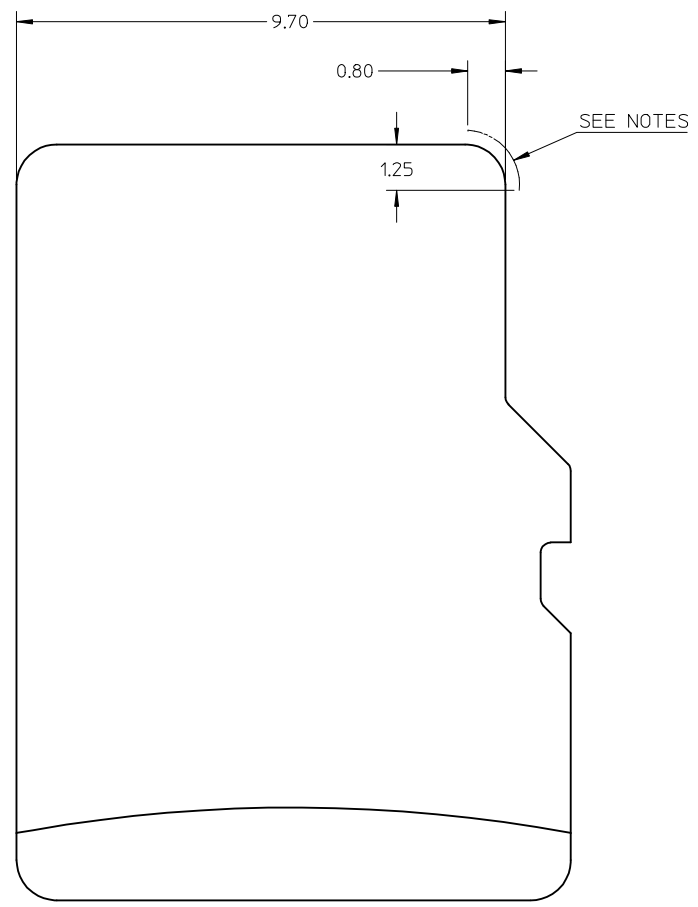
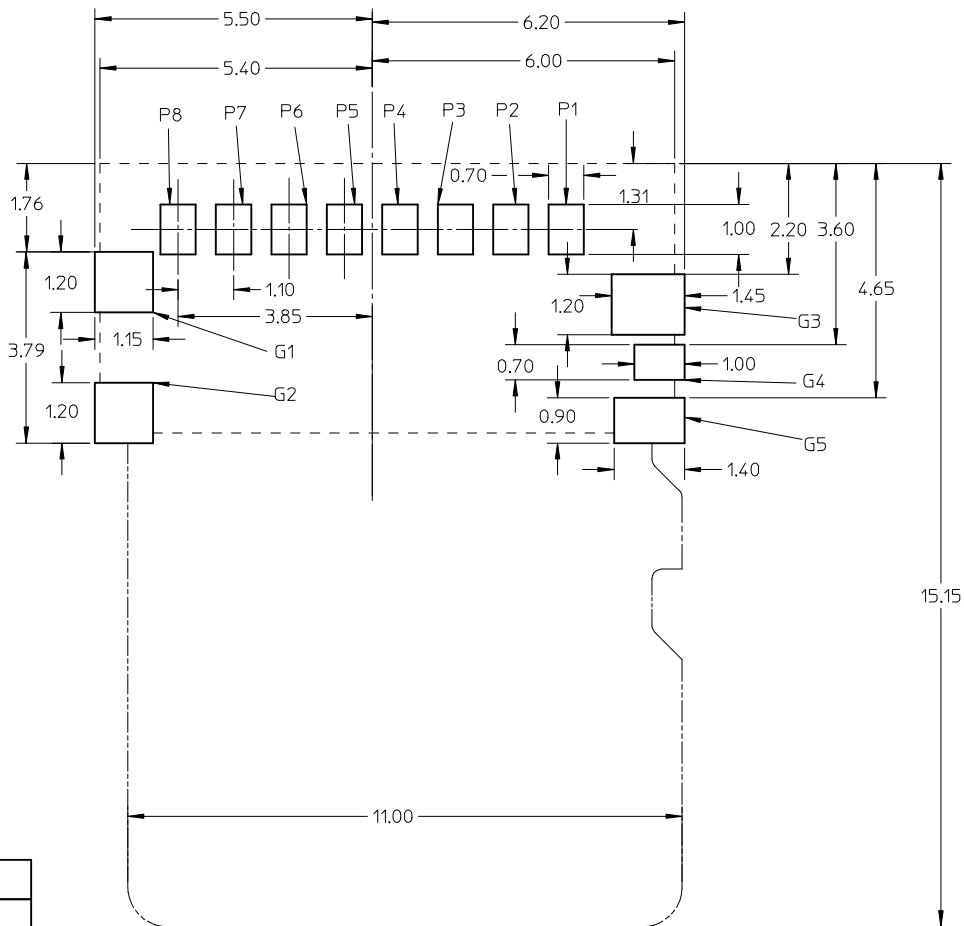
2 FINISH:

- 2-1 SIGNAL TERMINAL : 1.25-6.25 MICRON NICKEL MIN UNDER-PLATED, 0.75-1.25 MICRON GOLD MIN ON CONTACT AREA, GOLD FLASH PLATED ON SOLDER AREA
- 2-2 METAL SHELL : GOLD FLASH PLATED OVER NICKEL ON SOLDER AREA
- 2-3 DETECT PIN : 1.25-6.25 MICRON NICKEL MIN UNDER-PLATED GOLD FLASH PLATED ON CONTACT AREA, TIN PLATED ON SOLDER AREA

3 PRODUCT SPECIFICATION: PS-47309-001.

<p>CHANGE CO-PLANARITY T00.08</p> <p>EC NO: SH2009-0232 2008/11/26</p> <p>DR: MALL LU10 2008/11/27</p> <p>CHKD: YLZHU 2008/11/27</p> <p>APPR: HWANG 2008/12/03</p>	<p>QUALITY SYMBOLS</p> <p>▽=0</p> <p>∇=0</p>	GENERAL TOLERANCES (UNLESS SPECIFIED)		DIMENSION STYLE		SCALE	DESIGN UNITS	<p>THIRD ANGLE PROJECTION</p>		
				MM ONLY		15:1	METRIC		<p>TITLE</p> <p>TFR HEADER W/DETECT PIN</p>	
		4 PLACES	± ---	± ---	DRAWN BY	DATE	<p>MOLEX INCORPORATED</p>			
		3 PLACES	± ---	± ---	IVAN HE	2007/06/12				
2 PLACES	± 0.15	± ---	CHECKED BY	DATE						
1 PLACE	± 0.25	± ---	XIXU	2007/06/12	<p>DOCUMENT NO.</p> <p>SD-47571-001</p>					
ANGULAR ± 1 °			APPROVED BY	DATE			<p>SHEET NO.</p> <p>1 OF 2</p>			
DRAFT WHERE APPLICABLE MUST REMAIN WITHIN DIMENSIONS				JNCHEN	2007/06/12	<p>THIS DRAWING CONTAINS INFORMATION THAT IS PROPRIETARY TO MOLEX INCORPORATED AND SHOULD NOT BE USED WITHOUT WRITTEN PERMISSION</p>				
				MATERIAL NO.	475710001					
				SIZE	A3					

9 8 7 6 5 4 3 2 1



----- CONNECTOR PROFILE
 _____ CARD PROFILE

NOTES:

NO CONDUCTIVE EXPOSURE TRACE IS ALLOWED ON THE SIDE FACE OF THE CARD AT THIS AREA.

G5	DET
G4	POL
G3	GND
G2	GND
G1	GND
P8	DAT1
P7	DAT0
P6	VSS
P5	CLK
P4	VDD
P3	CMD
P2	CD/DAT3
P1	DAT2
PIN NUMBER	PIN NUMBER

SEE SHEET1	DESCRIPTION
EC NO: SHZ009-0232	2008/11/26
DRW:LLIU10	2008/11/27
CHKD:YLZHU	
APPR:HWANG	2008/12/03
REV	

QUALITY SYMBOLS	GENERAL TOLERANCES (UNLESS SPECIFIED)
▽=0	
∇=0	
	mm
	INCH
4 PLACES	± --- ± ---
3 PLACES	± --- ± ---
2 PLACES	± 0.15 ± ---
1 PLACE	± 0.25 ± ---
	ANGULAR ± 1 °
	DRAFT WHERE APPLICABLE MUST REMAIN WITHIN DIMENSIONS

DIMENSION STYLE	SCALE	DESIGN UNITS
MM ONLY	10:1	METRIC
DRAWN BY	DATE	TITLE
IVAN HE	2007/06/12	TFR HEADER W/DETECT PIN
CHECKED BY	DATE	
XIXU	2007/06/12	
APPROVED BY	DATE	
JNCHEN	2007/06/12	
MATERIAL NO.	DOCUMENT NO.	
475710001	SD-47571-001	
SIZE	THIS DRAWING CONTAINS INFORMATION THAT IS PROPRIETARY TO MOLEX INCORPORATED AND SHOULD NOT BE USED WITHOUT WRITTEN PERMISSION	
A3		

THIRD ANGLE PROJECTION	
MOLEX INCORPORATED	
SHEET NO. 2 OF 2	