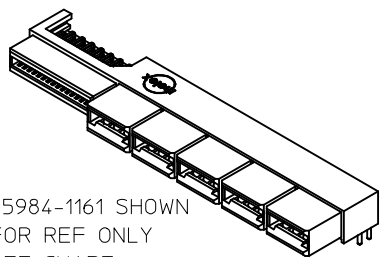


NOTES:

1. MATERIAL HOUSING: LCP, 94V-0, COLOR-BLACK.  
CONTACT: COPPER ALLOY.
2. FINISH: SELECT GOLD - .76  $\mu$ M/30 MI MIN. CONTACT.  
SELECT TIN - 3.81  $\mu$ M/150 MI MIN. TAIL.  
BOTH OVER NICKEL - 1.27  $\mu$ M/50 MI MIN.
3. POWER TERMINALS LUBRICATED IN CONTACT AREA.
4. PRODUCT SPECIFICATION: PS-45984-001.
5. PACKAGING: TRAY PER PK-45984-001.
6. SEE SHEET 5 FOR CKT IDENTIFICATION.
7. PARTS ARE RoHS COMPLIANT.
8. PEG HOLES ARE OPTIONAL
9. MATES TO 1571,062 CARD EDGE OR  
MOLEX P/N 45985-1\*\*\*

| NO OF SIGNAL | MATERIAL NUMBER | DIM A | DIM P | PCB THK |
|--------------|-----------------|-------|-------|---------|
| 12           | 45984-1111      | 71.5  | 4.50  | 3.18    |
| 16           | 45984-1121      | 74.0  |       |         |
| 20           | 45984-1131      | 76.6  |       |         |
| 24           | 45984-1141      | 79.1  |       |         |
| 28           | 45984-1151      | 81.6  |       |         |
| 32           | 45984-1161      | 84.2  | 3.60  | 2.36    |
| 36           | 45984-1171      | 86.7  |       |         |
| 40           | 45984-1181      | 89.3  |       |         |
| 12           | 45984-1112      | 71.5  |       |         |
| 16           | 45984-1122      | 74.0  |       |         |
| 20           | 45984-1132      | 76.6  | 2.90  | 1.57    |
| 24           | 45984-1142      | 79.1  |       |         |
| 28           | 45984-1152      | 81.6  |       |         |
| 32           | 45984-1162      | 84.2  |       |         |
| 36           | 45984-1172      | 86.7  |       |         |
| 40           | 45984-1182      | 89.3  | 2.90  | 1.57    |
| 12           | 45984-1113      | 71.5  |       |         |
| 16           | 45984-1123      | 74.0  |       |         |
| 20           | 45984-1133      | 76.6  |       |         |
| 24           | 45984-1143      | 79.1  |       |         |
| 28           | 45984-1153      | 81.6  |       |         |
| 32           | 45984-1163      | 84.2  |       |         |
| 36           | 45984-1173      | 86.7  |       |         |
| 40           | 45984-1183      | 89.3  |       |         |

PCB LAYOUT: COMPONENT SIDE  
PEG HOLES OPTIONAL



45984-1161 SHOWN  
FOR REF ONLY  
SEE CHART

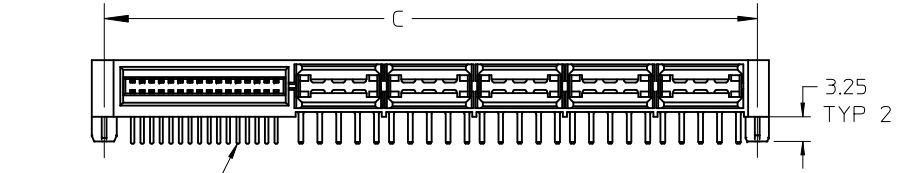
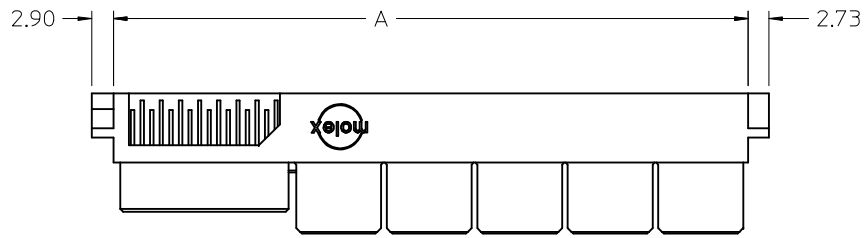
|                     |             |
|---------------------|-------------|
| REVISED             | DESCRIPTION |
| EC NO: UCP2009-0971 | 2008/11/13  |
| DRWN:MBANDURA       | 2008/11/14  |
| CHKD:               | 2008/11/14  |
| APPR:APATEL         | 2008/11/17  |
| REV                 |             |

|   |                      |
|---|----------------------|
| GENERAL TOLERANCES (UNLESS SPECIFIED)                   |                      |
|   | mm INCH              |
| 4 PLACES  | $\pm$ --- $\pm$ ---  |
| 3 PLACES  | $\pm$ --- $\pm$ ---  |
| 2 PLACES  | $\pm$ 0.25 $\pm$ --- |
| 1 PLACE   | $\pm$ --- $\pm$ ---  |
| ANGULAR $\pm$ 1/2°                                      |                      |
| DRAFT WHERE APPLICABLE<br>MUST REMAIN WITHIN DIMENSIONS |                      |

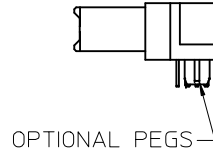
|                            |            |
|----------------------------|------------|
| DIMENSION STYLE<br>MM ONLY |            |
| DRAWN BY                   | DATE       |
| SAMIEC                     | 2005/05/13 |
| CHECKED BY                 | DATE       |
| SAMIEC                     | 2005/05/13 |
| APPROVED BY                | DATE       |
| MARGULIS                   | 2005/05/13 |
| MATERIAL NO.               | SEE CHART  |
| SIZE                       | A          |

|   |                        |                        |
|---|------------------------|------------------------|
| SCALE<br>1:1  | DESIGN UNITS<br>METRIC | THIRD ANGLE PROJECTION |
| TITLE<br>LPH RECEPTACLE ASSEMBLY<br>RT ANGLE 10 CIRCUIT<br>POWER CONNECTOR  |                        |                        |
| MOLEX INCORPORATED  |                        |                        |
| DOCUMENT NO.<br>SD-45984-100  | SHEET NO.<br>1 OF 5    |                        |
| THIS DRAWING CONTAINS INFORMATION THAT IS PROPRIETARY TO MOLEX INCORPORATED AND SHOULD NOT BE USED WITHOUT WRITTEN PERMISSION |                        |                        |





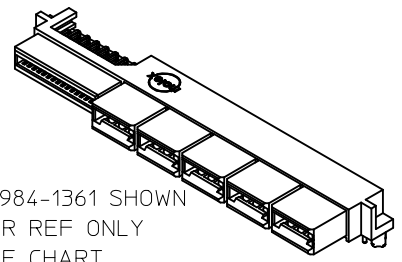
NO OF SIGNALS  
OPTIONAL  
SEE CHART



OPTIONAL PEGS

MOUNTING PEG OPTIONS

| NO OF SIGNAL | MATERIAL NUMBER | DIM A | DIM C | DIM P | PCB THK |
|--------------|-----------------|-------|-------|-------|---------|
| 12           | 45984-1311      | 71.5  | 73.90 | 4.50  | 3.18    |
| 16           | 45984-1321      | 74.0  | 76.44 |       |         |
| 20           | 45984-1331      | 76.6  | 78.98 |       |         |
| 24           | 45984-1341      | 79.1  | 81.52 |       |         |
| 28           | 45984-1351      | 81.6  | 84.06 |       |         |
| 32           | 45984-1361      | 84.2  | 86.60 |       |         |
| 36           | 45984-1371      | 86.7  | 89.14 | 3.60  | 2.36    |
| 40           | 45984-1381      | 89.3  | 91.68 |       |         |
| 12           | 45984-1312      | 71.5  | 73.90 |       |         |
| 16           | 45984-1322      | 74.0  | 76.44 |       |         |
| 20           | 45984-1332      | 76.6  | 78.98 |       |         |
| 24           | 45984-1342      | 79.1  | 81.52 |       |         |
| 28           | 45984-1352      | 81.6  | 84.06 | 2.90  | 1.57    |
| 32           | 45984-1362      | 84.2  | 86.60 |       |         |
| 36           | 45984-1372      | 86.7  | 89.14 |       |         |
| 40           | 45984-1382      | 89.3  | 91.68 |       |         |
| 12           | 45984-1313      | 71.5  | 73.90 |       |         |
| 16           | 45984-1323      | 74.0  | 76.44 |       |         |
| 20           | 45984-1333      | 76.6  | 78.98 |       |         |
| 24           | 45984-1343      | 79.1  | 81.52 |       |         |
| 28           | 45984-1353      | 81.6  | 84.06 |       |         |
| 32           | 45984-1363      | 84.2  | 86.60 |       |         |
| 36           | 45984-1373      | 86.7  | 89.14 |       |         |
| 40           | 45984-1383      | 89.3  | 91.68 |       |         |



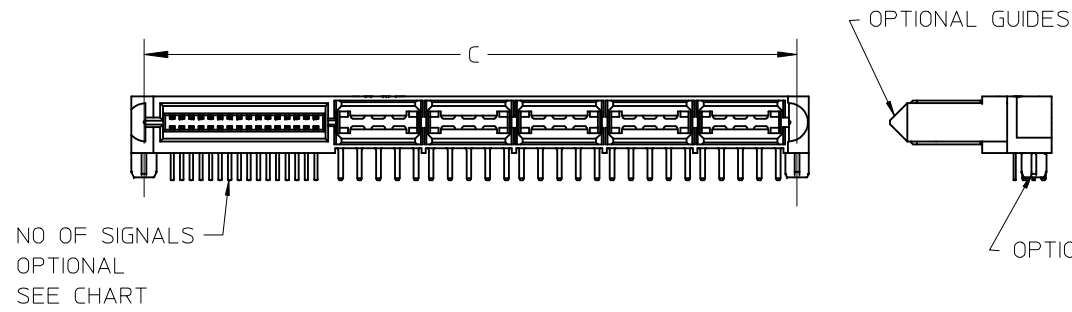
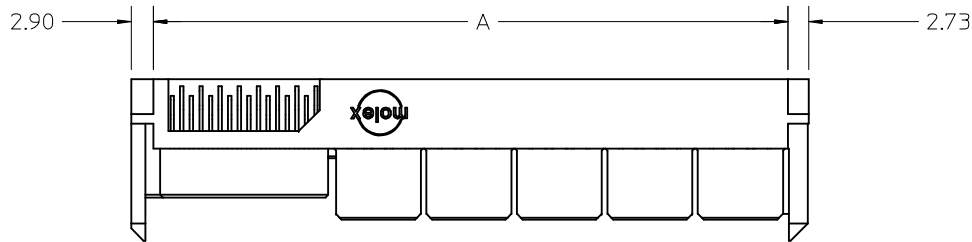
45984-1361 SHOWN  
FOR REF ONLY  
SEE CHART

|               |                     |            |
|---------------|---------------------|------------|
| REVISED       | EC NO: UCP2009-0971 | 2008/11/13 |
| DRWN:MBANDURA | 2008/11/14          |            |
| CHKD:         | 2008/11/14          |            |
| APPR:APATEL   | 2008/11/17          |            |
| REV           | DESCRIPTION         |            |

|  |        |       |
|--|--------|-------|
| GENERAL TOLERANCES (UNLESS SPECIFIED)                |        |       |
|  | mm     | INCH  |
| 4 PLACES   | ± ---  | ± --- |
| 3 PLACES   | ± ---  | ± --- |
| 2 PLACES   | ± 0.25 | ± --- |
| 1 PLACE  | ± ---  | ± --- |
| ANGULAR ±1/2°  |        |       |
| DRAFT WHERE APPLICABLE MUST REMAIN WITHIN DIMENSIONS |        |       |

|                 |            |
|-----------------|------------|
| DIMENSION STYLE |            |
| MM ONLY         |            |
| DRAWN BY        | DATE       |
| SAMIEC          | 2005/05/13 |
| CHECKED BY      | DATE       |
| SAMIEC          | 2005/05/13 |
| APPROVED BY     | DATE       |
| MARGULIS        | 2005/05/13 |
| MATERIAL NO.    |            |
| SEE CHART       |            |

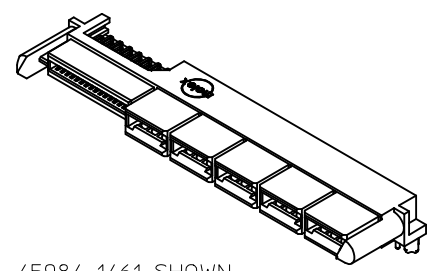
|   |              |                        |
|---|--------------|------------------------|
| SCALE   | DESIGN UNITS | THIRD ANGLE PROJECTION |
| 1:1   | METRIC       |                        |
| TITLE   |              |                        |
| LPH RECEPTACLE ASSEMBLY<br>RT ANGLE 10 CIRCUIT<br>POWER CONNECTOR   |              |                        |
| MOLEX INCORPORATED  |              |                        |
| DOCUMENT NO.  | SHEET NO.    |                        |
| SD-45984-100  | 3 OF 5       |                        |
| THIS DRAWING CONTAINS INFORMATION THAT IS PROPRIETARY TO MOLEX INCORPORATED AND SHOULD NOT BE USED WITHOUT WRITTEN PERMISSION |              |                        |



NO OF SIGNALS  
OPTIONAL  
SEE CHART

### GUIDE POST & MOUNTING PEG OPTIONS

| NO OF SIGNAL | MATERIAL NUMBER | DIM A | DIM C | DIM P | PCB THK |
|--------------|-----------------|-------|-------|-------|---------|
| 12           | 45984-1411      | 71.5  | 73.90 | 4.50  | 3.18    |
| 16           | 45984-1421      | 74.0  | 76.44 |       |         |
| 20           | 45984-1431      | 76.6  | 78.98 |       |         |
| 24           | 45984-1441      | 79.1  | 81.52 |       |         |
| 28           | 45984-1451      | 81.6  | 84.06 |       |         |
| 32           | 45984-1461      | 84.2  | 86.60 |       |         |
| 36           | 45984-1471      | 86.7  | 89.14 | 3.60  | 2.36    |
| 40           | 45984-1481      | 89.3  | 91.68 |       |         |
| 12           | 45984-1412      | 71.5  | 73.90 |       |         |
| 16           | 45984-1422      | 74.0  | 76.44 |       |         |
| 20           | 45984-1432      | 76.6  | 78.98 |       |         |
| 24           | 45984-1442      | 79.1  | 81.52 |       |         |
| 28           | 45984-1452      | 81.6  | 84.06 | 2.90  | 1.57    |
| 32           | 45984-1462      | 84.2  | 86.60 |       |         |
| 36           | 45984-1472      | 86.7  | 89.14 |       |         |
| 40           | 45984-1482      | 89.3  | 91.68 |       |         |
| 12           | 45984-1413      | 71.5  | 73.90 |       |         |
| 16           | 45984-1423      | 74.0  | 76.44 |       |         |
| 20           | 45984-1433      | 76.6  | 78.98 |       |         |
| 24           | 45984-1443      | 79.1  | 81.52 |       |         |
| 28           | 45984-1453      | 81.6  | 84.06 |       |         |
| 32           | 45984-1463      | 84.2  | 86.60 |       |         |
| 36           | 45984-1473      | 86.7  | 89.14 |       |         |
| 40           | 45984-1483      | 89.3  | 91.68 |       |         |



45984-1461 SHOWN  
FOR REF ONLY  
SEE CHART

|               |                     |             |             |            |
|---------------|---------------------|-------------|-------------|------------|
| REVISED       | EC NO: UCP2009-0971 | 2008/11/13  | 2008/11/14  | 2008/11/17 |
| DRWN:MBANDURA | CHKD:               | APPR:APATEL | DESCRIPTION |            |
| REV           |                     |             |             |            |

|  |        |       |
|--|--------|-------|
| GENERAL TOLERANCES (UNLESS SPECIFIED)                |        |       |
|  | mm     | INCH  |
| 4 PLACES   | ± ---  | ± --- |
| 3 PLACES   | ± ---  | ± --- |
| 2 PLACES   | ± 0.25 | ± --- |
| 1 PLACE  | ± ---  | ± --- |
| ANGULAR ±1/2°  |        |       |
| DRAFT WHERE APPLICABLE MUST REMAIN WITHIN DIMENSIONS |        |       |

|                 |            |   |              |                        |
|-----------------|------------|---|--------------|------------------------|
| DIMENSION STYLE |            | SCALE   | DESIGN UNITS | THIRD ANGLE PROJECTION |
| MM ONLY         |            | 1:1   | METRIC       |                        |
| DRAWN BY        | DATE       | TITLE   |              |                        |
| SAMIEC          | 2005/05/13 | LPH RECEPTACLE ASSEMBLY<br>RT ANGLE 10 CIRCUIT<br>POWER CONNECTOR   |              |                        |
| CHECKED BY      | DATE       | MOLEX INCORPORATED  |              |                        |
| SAMIEC          | 2005/05/13 | DOCUMENT NO. SD-45984-100   |              |                        |
| APPROVED BY     | DATE       | SHEET NO. 4 OF 5  |              |                        |
| MARGULIS        | 2005/05/13 | THIS DRAWING CONTAINS INFORMATION THAT IS PROPRIETARY TO MOLEX INCORPORATED AND SHOULD NOT BE USED WITHOUT WRITTEN PERMISSION |              |                        |
| MATERIAL NO.    | SEE CHART  |   |              |                        |
| SIZE            | A          |   |              |                        |

