

9097250 TOSHIBA (DISCRETE/OPTO)

56C 07779 07-33-13

2SD718

SILICON NPN TRIPLE DIFFUSED TYPE

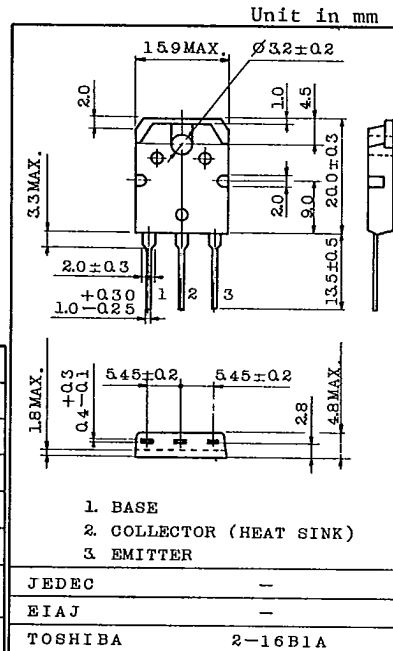
AUDIO FREQUENCY POWER AMPLIFIER APPLICATIONS.

FEATURES:

- Complementary to 2SB688.
- Recommended for 45~50W audio frequency amplifier output stage.

MAXIMUM RATINGS (Ta=25°C)

CHARACTERISTIC	SYMBOL	RATING	UNIT
Collector-Base Voltage	V _{CB0}	120	V
Collector-Emitter Voltage	V _{CEO}	120	V
Emitter-Base Voltage	V _{EB0}	5	V
Collector Current	I _C	8	A
Base Current	I _B	0.8	A
Collector Power Dissipation (T _c =25°C)	P _C	80	W
Junction Temperature	T _j	150	°C
Storage Temperature Range	T _{stg}	-55~150	°C



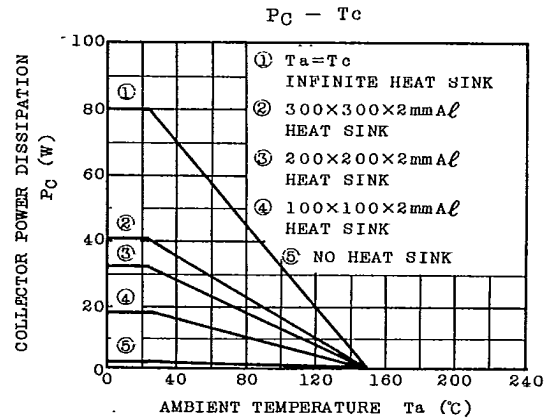
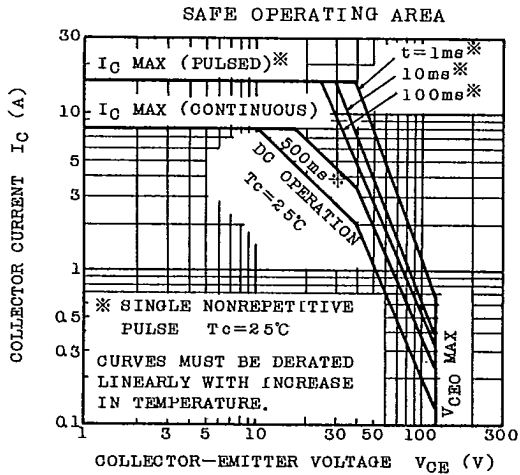
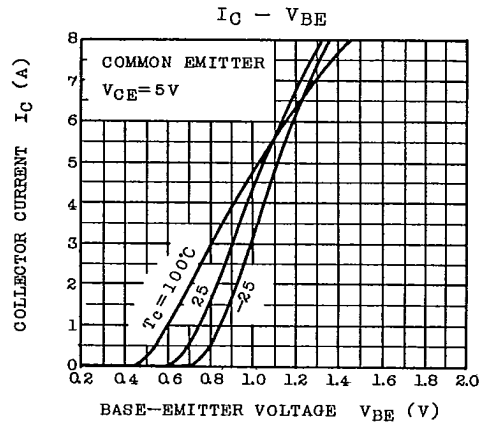
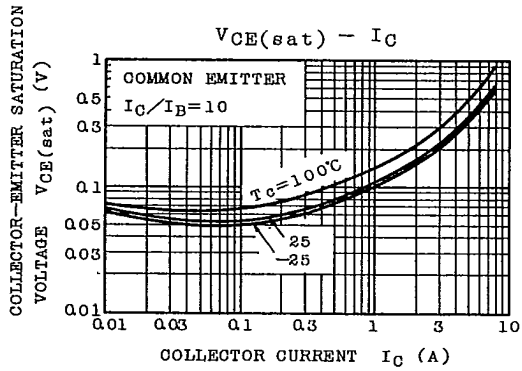
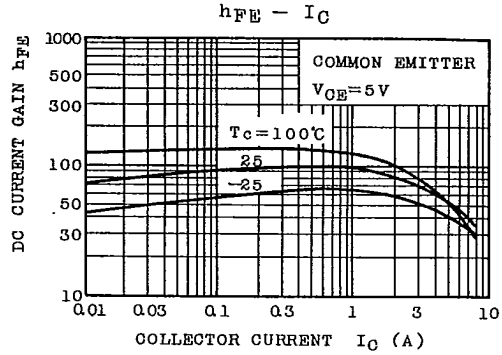
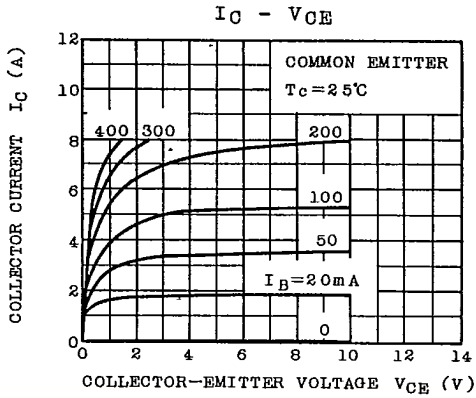
Weight : 4.6g

ELECTRICAL CHARACTERISTICS (Ta=25°C)

CHARACTERISTIC	SYMBOL	TEST CONDITION	MIN.	TYP.	MAX.	UNIT
Collector Cut-off Current	I _{CB0}	V _{CB} =120V, I _E =0	-	-	10	μA
Emitter Cut-off Current	I _{EB0}	V _{EB} =5V, I _C =0	-	-	10	μA
Collector-Emitter Breakdown Voltage	V _{(BR)CEO}	I _C =50mA, I _B =0	120	-	-	V
DC Current Gain	h _{FE} (Note)	V _{CE} =5V, I _C =1A	55	-	160	
Collector-Emitter Saturation Voltage	V _{CE(sat)}	I _C =5A, I _B =0.5A	-	-	2.5	V
Base-Emitter Voltage	V _{BE}	V _{CE} =5V, I _C =5A	-	-	1.5	V
Transition Frequency	f _T	V _{CE} =5V, I _C =1A	-	12	-	MHz
Collector Output Capacitance	C _{ob}	V _{CB} =10V, I _E =0, f=1MHz	-	170	-	pF

Note: h_{FE} Classification R:55~110, O:80~160

TOSHIBA CORPORATION



===== TOSHIBA CORPORATION