


Type 2JS / 3JS Time-lag Fuse Series

5 x 15mm Glass Tube
RoHS Compliant

JSD1005



Electrical Characteristics (UL/CSA STD. 248-14)

Testing current	Blow Time	
	Minimum	Maximum
100%	4 hrs.	N/A
135%	N/A	1 hr
200%	3 sec	20 sec
500%	100 msec	1.5 sec
1000%	30 msec	300 msec

Approvals



Safety Agency Approvals	Type	Amp range / Volt @ I.R. ability
UL Recognized File No. E20624	2JS/3JS	100mA - 7A / 350V AC@ 100A 100mA - 7A / 125V AC@ 10,000A 100mA - 7A / 140V DC@ 150A
CSA Acceptance File No. LR39772	2JS/3JS	100mA - 7A / 350V AC@ 100A 100mA - 7A / 125V AC@ 10,000A
File No. JET1037-31003-1001, JET1037-31003-1003	2JS/3JS	1A - 5A / 125V AC@ 500A
File No. JET1037-31003-1002	2JS	>5A - 15A / 125V AC@ 300A

RoHS Compliant Product

For RoHS Compliant Version, add suffix "R" after catalog number

Operating Temperature

-55°C to +125°C

Physical Specification

Materials

Glass body / Nickel Plated Brass Caps

LeadWire:

Tin plated Copper, Diameter 0.032"

Option

With Heat Shrink Tubing (VW-1) over body

Marking

On fuse:

"bel", "JS", "Current Rating", "Voltage Rating"

"Appropriate Safety Logos", "✓" (RoHS Version)

On label:

"bel", "2JS" or "3JS", "Current Rating", "Voltage Rating"

"Interrupting Rating", "Appropriate Safety Logos" and

"PS E" + suffix "R" for RoHS Version

Packaging

1. In bulk: 2JS - 2,000 pcs; 3JS - 500 pcs per box

2. On Axial Tape & Reel: 1,500 pcs per reel

3. Tape & Reel specification: per EIA-296-E & IEC 286-1

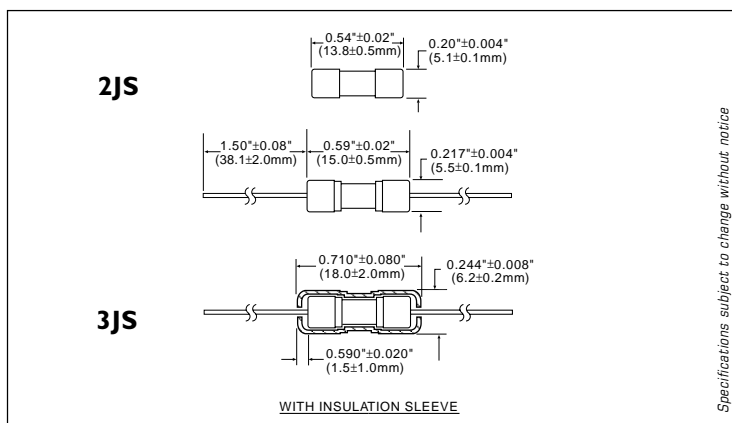
@ 10mm Pitch and 52.4mm inside Tape Spacing

Catalog Number	RoHS Suffix	Ampere Rating	Typical Cold Resistance (ohm)	Volt-drop @100% In (Volt) max.	Melting I ² T < 10 mSec (A ² Sec)	Melting I ² T @10 In (A ² Sec)	Maximum Power Dissipation (W)
JS 100	-R	100mA	12.8	1.88	0.068	0.088	0.22
JS 125	-R	125mA	7.6	1.44	0.107	0.138	0.24
JS 150	-R	150mA	5.3	1.17	0.167	0.216	0.27
JS 200	-R	200mA	3.7	1.02	0.26	0.34	0.30
JS 250	-R	250mA	2.54	0.89	0.41	0.53	0.34
JS 300	-R	300mA	1.50	0.78	0.64	0.83	0.36
JS 350	-R	350mA	1.05	0.72	0.80	1.03	0.40
JS 400	-R	400mA	0.98	0.67	0.99	1.29	0.42
JS 500	-R	500mA	0.57	0.59	1.55	2.03	0.47
JS 600	-R	600mA	0.44	0.53	2.20	2.30	0.49
JS 700	-R	700mA	0.34	0.49	3.00	4.00	0.54
JS 750	-R	750mA	0.310	0.48	3.04	3.97	0.55
JS 800	-R	800mA	0.220	0.42	5.00	7.00	0.60
JS 1	-R	1A	0.190	0.39	5.93	7.76	0.64
JS 1.25	-R	1.25A	0.127	0.34	9.30	12.2	0.71
JS 1.5	-R	1.5A	0.096	0.29	14.5	19.0	0.80
JS 2	-R	2A	0.064	0.26	22.6	29.8	0.89
JS 2.5	-R	2.5A	0.045	0.22	35.3	46.6	0.99
JS 3	-R	3A	0.036	0.19	55.2	72.9	1.10
JS 3.5	-R	3.5A	0.029	0.18	69	91	1.16
JS 4	-R	4A	0.023	0.17	86	114	1.22
JS 5	-R	5A	0.019	0.15	135	179	1.36
JS 6	-R	6A	0.014	0.13	211	279	1.51
JS 7	-R	7A	0.012	0.12	263	350	1.60

Consult manufacturer for other ratings

*2JS are cartridge fuses
3JS are pigtail fuses

Mechanical Dimensions



Specifications subject to change without notice

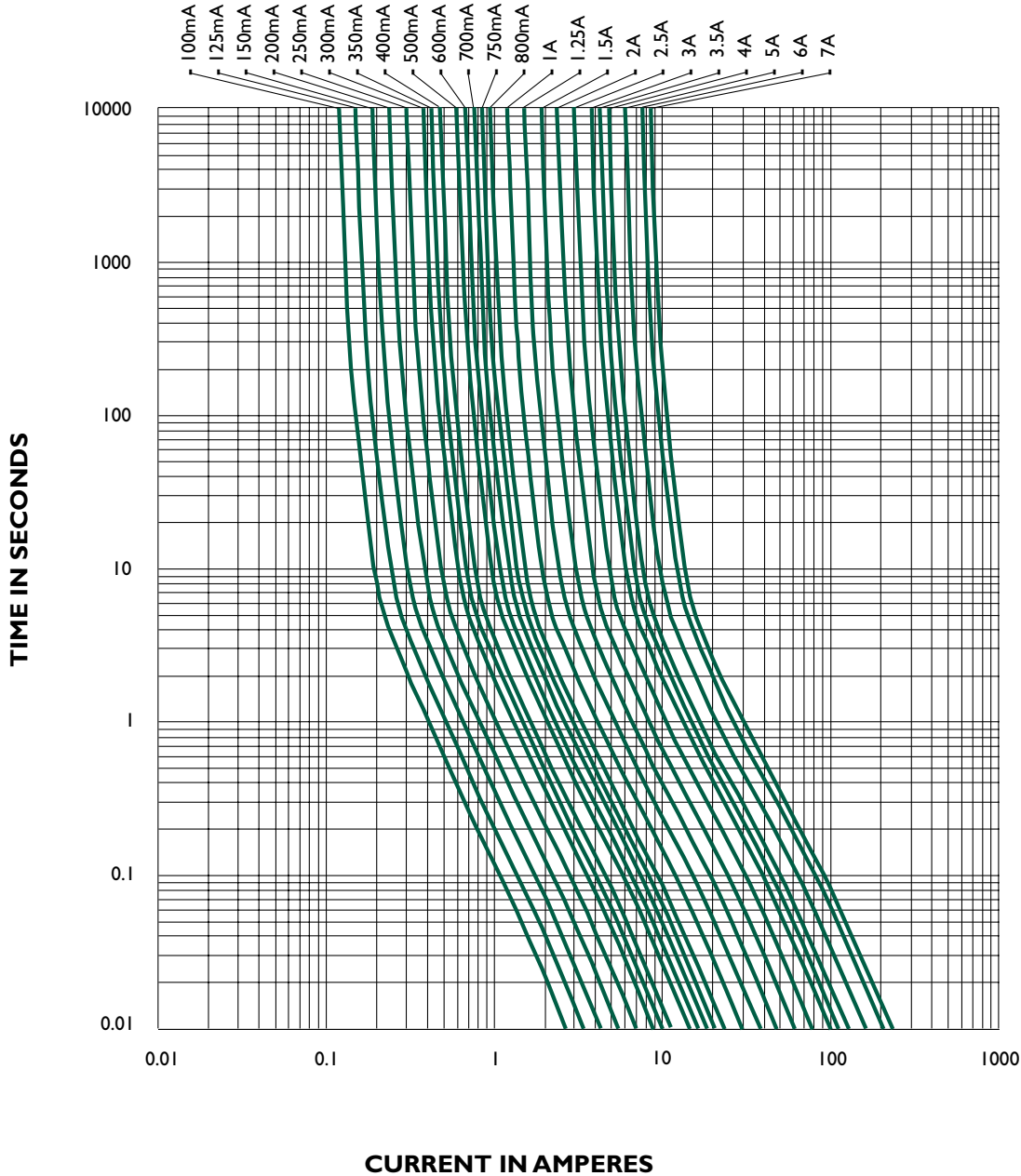
ORDERING INFORMATION SEE LAST 2 PAGES

Type 2JS / 3JS
Time-lag Fuse Series

5 x 15mm Glass Tube
RoHS Compliant

JSC0505

2JS / 3JS - TIME CURRENT CHARACTERISTIC CURVE



Specifications subject to change without notice

NOTE - see important information under "User Guide" on P.08

Corporate Office
Bel Fuse Inc.
206 Van Vorst Street, Jersey City, NJ 07302
Tel: 201-432-0463
Fax: 201-432-9542
E-Mail: belfuse@belfuse.com
Website: www.belfuse.com

Far East Office
Bel Fuse Ltd.
8F/8 Luk Hop Street
San Po Kong
Kowloon, Hong Kong
Tel: 852-2328-5515
Fax: 852-2352-3706

European Office
Bel Fuse Europe Ltd.
Preston Technology Management Centre
Marsh Lane, Preston PR1 8UD
Lancashire, U.K
Tel: 44-1772-556601
Fax: 44-1772-888366