

# High Frequency Ceramic Solutions

2.45 GHz Impedance Matched Balun-Filter: For TI CC253X, CC254X, CC257X, CC853X and CC852X Chipset family

P/N 2450BM15A0002

Detail Specification: 9/12/2012

Page 1 of 2

General Specifications	
Part Number	2450BM15A0002
Frequency (MHz)	2400 - 2500
Unbalanced Impedance	50 Ω
Balanced Differential Impedance	Impedance match to T.I. CC253X, CC254X, CC257X, CC853X and CC852X Chipsets
Insertion Loss	1.5 dB max. (-40°C to +85°C)
Insertion Loss	1.7 dB max. (-40°C to +125°C)
Return Loss (-40°C to 125°C)	9.5 dB min.

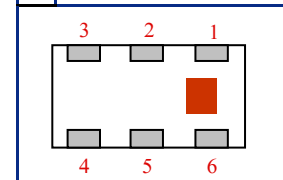
Differential Mode Attenuation (dB) -40°C to 125°C	12 min. @ 1GHz 18 min. @ 4800~5000MHz 20 min. @ 7200~7500MHz
Phase Diff. (-40°C to 125°C)	180° ± 15
Input Power	2W max.
Reel Quantity	4,000
Operating Temperature	-40°C to +125°C
Recommended Storage Conditions	+5 ~ +35 °C, Humidity 45~75%RH, 18 mos. max

## Part Number Explanation

P/N	Packaging Style	Bulk	Suffix = S	Eg. 2450BM15A0002S
		T & R	Suffix = E	Eg. 2450BM15A0002E
Suffix	Termination Style	100% Tin	Suffix = None	Eg. 2450BM15A0002(E or S)
	Evaluation Board	2450BM15A0002-EBSMA		

## Terminal Configuration

No.	Function
1	Unbalanced Port
2	GND
3	Balanced Port
4	Balanced Port
5	GND
6	GND



## Mechanical Dimensions

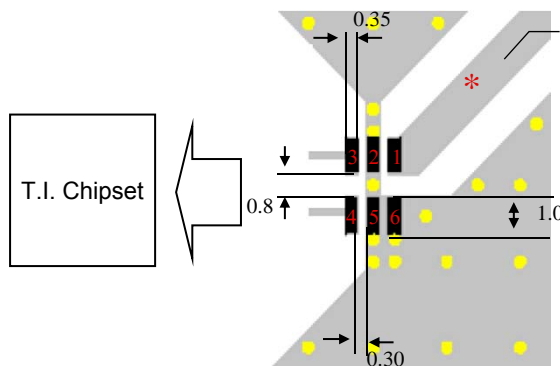
	In	mm
L	0.079 ± 0.004	2.00 ± 0.10
W	0.049 ± 0.004	1.25 ± 0.10
T	0.028 ± 0.004	0.70 ± 0.10
a	0.012 ± 0.004	0.30 ± 0.10
b	0.008 ± 0.004	0.20 ± 0.10
c	0.012 +.004/-0.008	0.30 +0.1/-0.2
g	0.014 ± 0.004	0.35 ± 0.10
p	0.026 ± 0.002	0.65 ± 0.05

## Mounting Considerations

Mount these devices with brown mark facing up. Units: mm

\* Line width should be designed to provide 50 Ω impedance matching characteristics.

- Solder Resist
- Land
- Through-hole (∅0.3)



Johanson Technology, Inc. reserves the right to make design changes without notice.

All sales are subject to Johanson Technology, Inc. terms and conditions.

**JOHANSON TECHNOLOGY**

[www.johansontechnology.com](http://www.johansontechnology.com)

4001 Calle Tecate • Camarillo, CA 93012 • TEL 805.389.1166 FAX 805.389.1821

2012 Johanson Technology, Inc. All Rights Reserved

# High Frequency Ceramic Solutions

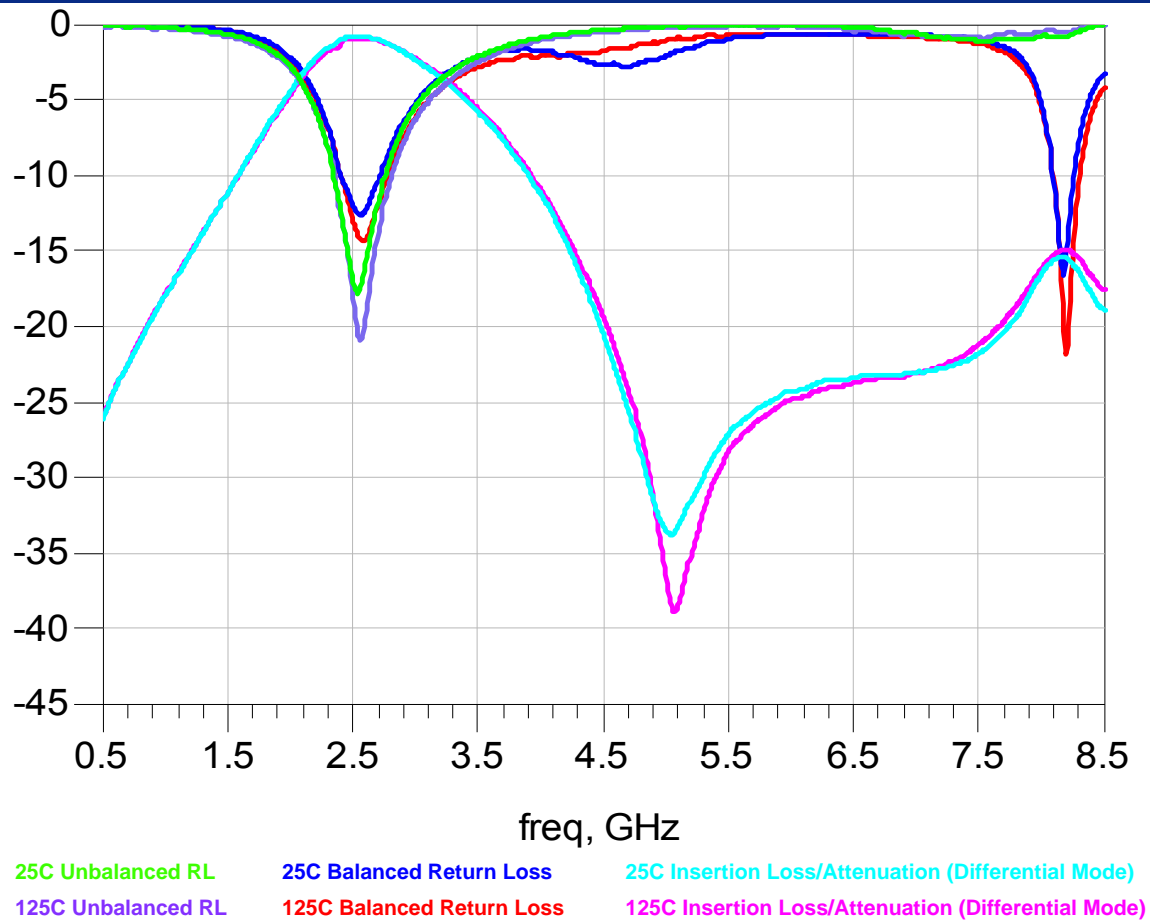
2.45 GHz Impedance Matched Balun-Filter: For TI CC253X, CC254X, CC257X, CC853X and CC852X Chipset family

P/N 2450BM15A0002

Detail Specification: 9/12/2012

Page 2 of 2

## Typical Electrical Performance at 25°C and 125°C



## Technical notes and Reference Designs

Technical Note:

<http://www.johansontechnology.com/en/technical-notes/integrated-passives-rf-comp/2450bm15a0002-matched-balun-for-the-texas-instruments-cc2530-zigbee-transceiver.html>

Technical Note:

<http://johansontechnology.com/en/integrated-passives/chipset-specific-baluns/texas-instruments-ti.html>

Reference Design:

<http://www.ti.com/litv/pdf/swra297a>

Gerbers:

<http://www.ti.com/litv/zip/swra297a>



Johanson Technology, Inc. reserves the right to make design changes without notice.  
All sales are subject to Johanson Technology, Inc. terms and conditions.



[www.johansontechnology.com](http://www.johansontechnology.com)

4001 Calle Tecate • Camarillo, CA 93012 • TEL 805.389.1166 FAX 805.389.1821

2012 Johanson Technology, Inc. All Rights Reserved