



Series 680 Program Headers and Covers

FEATURES:

- Complete versatility for programming within the unit itself...thus eliminating the need for DIP switches in many situations.
- Available pre-programmed from Aries, or do it yourself using Aries' hand tool No. T-680. Consult Data Sheet No. 22002 for programming tool information.
- Available with plain (solid) or "top-slot" press-on covers. Plain covers protect programs while "top-slot" covers allow programming of opposing pins through square openings on top.

SPECIFICATIONS:

- Standard body and cover are black UL 94V-0 Glass Filled 4/6 Nylon.
- Pins are Brass Alloy, 3/4 hard.
- Pin plating:
 - T= 50-150 μ "min Matte Tin Per ASTM B545-97 over 50 μ " min. Nickel per SAE-AMS-QQ-N-290.
 - TL= 50-150 μ " [1.27 - 3.81 μ m] min. 60/40 Tin/Lead per SAE-AMS-P-81728 over 50 μ " [1.27 μ m] min. Nickel per SAE-AMS-QQ-N-290.
- Current rating=1 Amp.
- Operating temperature=221°F [105°C].

MOUNTING CONSIDERATIONS:

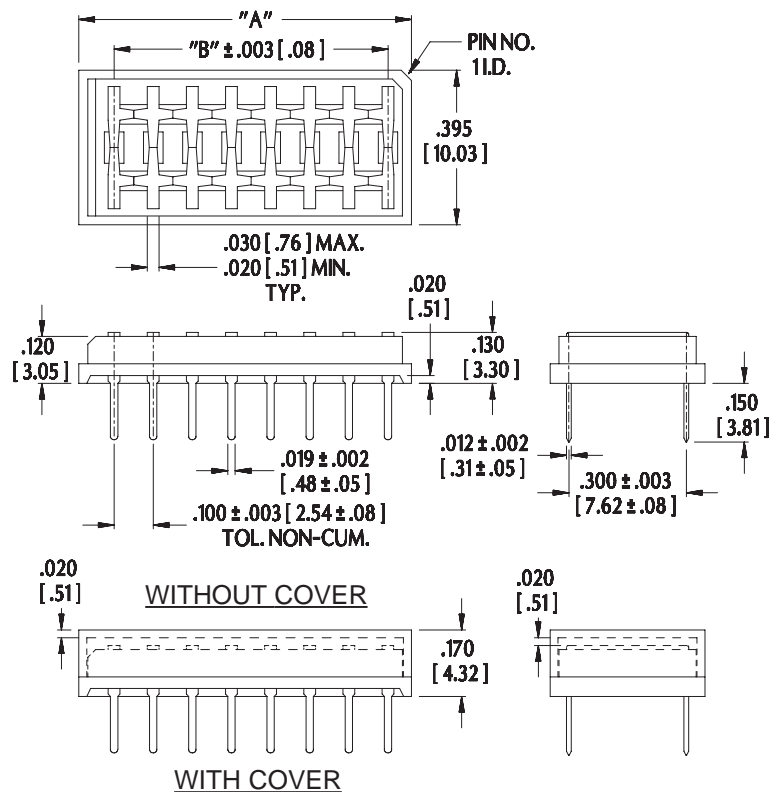
- Suggested PCB hole size=.032 \pm .002 [.81 \pm .05] dia.

ALL DIMENSIONS: INCHES [MILLIMETERS]

All tolerances \pm .005 [.13] unless otherwise specified

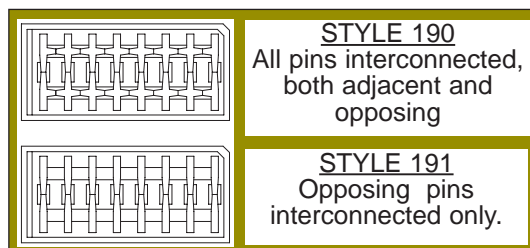
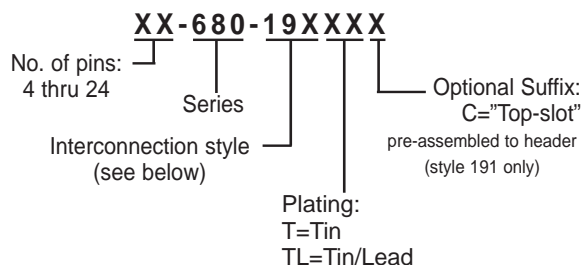
"A"=(NO. OF PINS PER ROW X .100 [2.54]) + .050 [1.27]

"B"=(NO. OF PINS PER ROW -1) X .100 [2.54]

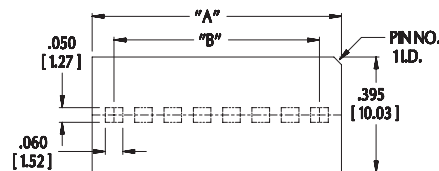
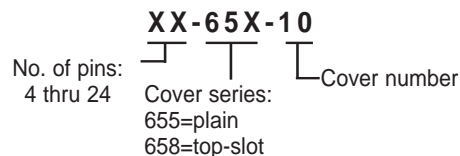


Note: Aries specializes in custom design and production. In addition to the standard products shown on this page, special materials, platings, sizes, and configurations can be furnished, depending on quantities. Aries reserves the right to change product specifications without notice.

ORDERING INFORMATION



COVER ORDERING INFORMATION



Choose between plain (solid) and "top-slot" cover styles.



http://www.arieselec.com • info@arieselec.com

NORTH AMERICA
Frenchtown, NJ USA
TEL: (908) 996-6841
FAX: (908) 996-3891



EUROPE
TEL: +44 870 240 0249
FAX: +44 871 919 6033
europe@arieselec.com



16005
REV.C