

Note: All part numbers
are RoHS Compliant.



CPC Connector Accessories


Cable Clamps

Cable clamps provide strain relief and can be used on all series receptacles and plugs.

Material

Black thermoplastic heat-stabilized, fire-resistant, self-extinguishing, UL 94V-0 rated

Standard Size

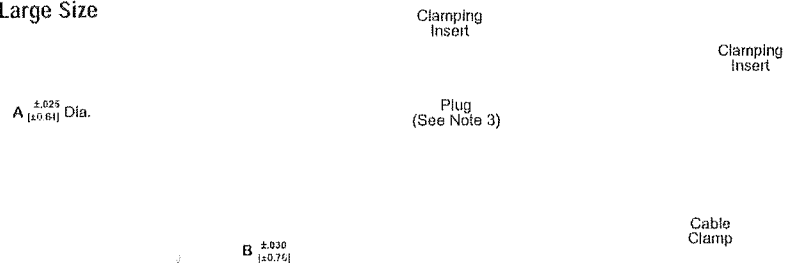


Shell Size	Dimensions		Cable O.D. (Max.)	Thread Size	Part No.	
	A	B			Individually Packaged	Bulk Packaged*
11	.825 20.96	1.250 31.75	.329 8.36	5/8-24 UNEF-2B	1-206062-4	1-206062-7** (400)
13	.950 24.13	1.400 35.56	.453 11.51	3/4-20 UNEF-2B	206966-7	206966-9** (200)
17	1.125 28.58	1.400 35.56	.453 11.51	15/16-20 UNEF-2B	206070-8	1-206070-0** (200)
23	1.600 40.64	1.555 39.5	.703 17.86	1-3/8-18 UNEF-2B	206138-8	1-206138-0** (100)

- *Numbers in parentheses specify, in multiples, the minimum quantity of parts that can be ordered.
 **Packaging includes two screws: shell sizes 11-17, screw length .500 [12.7]; shell size 23, screw length .625 [15.88].
- Notes:
1. Clamping areas adjustable by inverting or changing clamping inserts. The quantity of inserts supplied with each assembly is as follows: for size 11 cable clamps, one insert; for all other cable clamps, two inserts.
 2. Components for all cable clamps are packaged unassembled. This includes the cable clamp, two screws and the clamping inserts.
 3. Cable clamps can be threaded directly onto plugs or receptacles, or onto back-shell extenders (page 39).
 4. Replacement screws are available in the following sizes: 3/8 in. [9.52]—5019024-1, 1/2 in. [12.7]—5019024-2, 5/8 in. [15.88]—5019024-3, 1 in. [25.4]—5019024-4, 3/4 in. [19.05]—5019024-5.
 5. Cable clamp inserts not sold separately.

The clamping area can be adjusted by reversing the clamping insert as shown below.

Large Size



Shell Size	Dimensions		Cable O.D. (Max.)	Thread Size	Part No.	
	A	B			Individually Packaged	Bulk Packaged*
11	.850 21.59	1.450 36.83	.453 11.51	5/8-24 UNEF-2B	206358-5	206358-6** (200)
13	1.131 28.73	1.655 42.04	.703 17.86	3/4-20 UNEF-2B	207008-5	207008-6** (100)
17	1.131 28.73	1.655 42.04	.703 17.86	15/16-20 UNEF-2B	206322-9	1-206322-0** (100)
23	1.600 40.64	1.655 42.04	1.125 28.58	1-3/8-18 UNEF-2B	206512-5	206512-6** (75)

- *Numbers in parentheses specify, in multiples, the minimum quantity of parts that can be ordered.
 **Packaging includes two screws: shell size 11, screw length .500 [12.7]; shell sizes 13-23, screw length .625 [15.88].
- Notes:
1. Clamping areas adjustable by inverting or changing clamping inserts. The quantity of inserts supplied with each assembly is as follows: for size 23 cable clamps, four inserts; for all other cable clamps, two inserts.
 2. Components for all cable clamps are packaged unassembled. This includes the cable clamp, two screws and the clamping inserts.
 3. Cable clamps can be threaded directly onto plugs or receptacles, or onto back-shell extenders (page 39).
 4. Replacement screws are available in the following sizes: 3/8 in. [9.52]—5019024-1, 1/2 in. [12.7]—5019024-2, 5/8 in. [15.88]—5019024-3, 1 in. [25.4]—5019024-4, 3/4 in. [19.05]—5019024-5.
 5. Cable clamp inserts not sold separately.

For additional information concerning cable clamps, refer to Instruction Sheet 408-7582.

CPC Connector Accessories (Continued)

**Self-Centering Cable Clamp
(for Shell Size 23)**

The self-centering cable clamp is used in applications where strain relief protection is required and the cable or wire bundle is large and/or stiff.

1.600^{+0.15}
[40.64^{+0.38}] Dia.

Clamping
Insert

Adjustable
Clamping Area
(See Note 1)

Intermediate

Material

Black thermoplastic, UL 94V-0 rated

1.663^{+0.030}
[42.24^{+0.76}]

Part Numbers

207774-3 (individually packaged)
207774-4 (bulk packaged)

Cable
Clamp

Clamping
Insert

Minimum

Adjustable
Clamping Area
(See Note 1)

Adjustable
Clamping Area
(See Note 1)
Maximum

Plug
(See Note 3)

- Notes: 1. Clamping area is adjustable by inverting clamping inserts; maximum cable diameter is 1.125 [28.58].
2. Components for cable clamp are packaged unassembled. This includes the cable clamp, two screws (1.00 [25.4]) and the clamping inserts.
3. Cable clamp can be threaded directly onto plugs or receptacles, or onto back-shell extenders (page 39).

Clamping
insert

Thread Size
1-3/8-18 UNEF-2B

Right-Angle Cable Clamps

Right-angle cable clamps are used in tight areas where typical 180° cable clamp strain reliefs will not fit.

Style A

Kit

Kit w/Cover

Style B

Part Number 213982-1
(for Shell Size 13)

Material

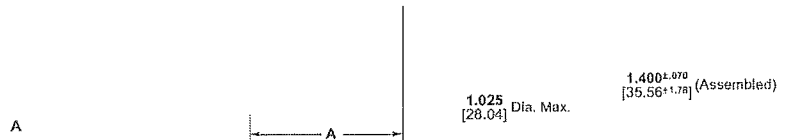
Black thermoplastic, UL 94V-0 rated

Body

Clamping Nut

Related Product Data

Technical Documents — page 79



Shell Size	Dim. A	Cable O.D. Max.	Coupling Ring Thread Size	Part Number	
				Kit	Kit w/Cover
11	.900 [22.86]	.329 [8.36]	5/8-24 UNEF-2B	796379-2	1546347-2
13	1.100 [27.94]	.453 [11.51]	3/4-20 UNEF-2B	796380-2	1546348-2
17	1.200 [30.48]	.453 [11.51]	15/16-20 UNEF-2B	796381-2	1546349-2
23	1.500 [38.10]	.703 [17.86]	1-3/8-18 UNEF-2B	796382-2	1546350-2

Note: All part numbers
are RoHS Compliant.



CPC Connector Accessories (Continued)

**Back-Shell Extender
(for Shell Size 23)**

A back-shell extender is used with a cable clamp in applications where added length and/or additional wire breakout are required.

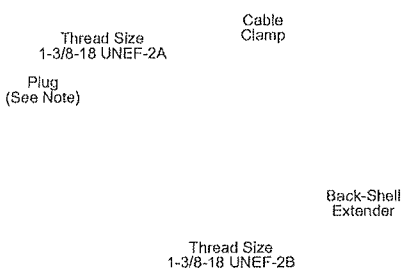
1.200^{±.015}
[30.48^{±0.38}]
1.620
[41.15]
Dia. Max.

Material

Black glass-filled thermoplastic

1.450
[36.83] Max.

Part No. 207055-1



Note: Back-shell extenders can be threaded directly onto plugs or receptacles and will accept cable clamps of the appropriate size (pages 37 and 38).

**Panel Mount Flanges
(for Plugs only)**

A panel mount flange is used in applications that require the plug half of a connector to be panel mounted.

D Dia.

A ^{±.010}
[±0.25]
(2 Places)

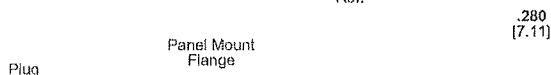
B ^{±.015}
[±0.38]
(2 Places)

C Dia. Max.

Material

Black thermoplastic

.156
[3.96]
Ref.



Shell Size	Dimensions				Part No.
	A	B	C	D	
11	.844 21.44	1.125 28.58	.750 19.05	.125 3.18	207299-1
13	.969 24.61	1.280 32.51	.875 22.22	.125 3.18	207299-2
17	1.125 28.58	1.435 36.45	1.110 28.19	.150 3.81	207299-3
23	1.438 36.53	1.750 44.45	1.510 38.35	.150 3.81	207299-4

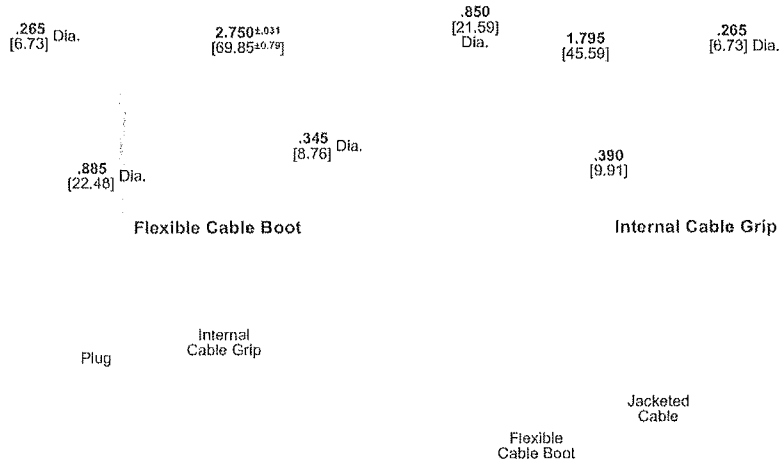
Note: All part numbers
are RoHS Compliant.



CPC Connector Accessories (Continued)

**Flexible Cable Boot and
Internal Cable Grip
(for Shell Size 11)**

Flexible cable boots, with internal cable grip installed, provide strain relief capabilities for jacketed cable in applications where aesthetic appearance is essential. They can be threaded onto plugs or receptacles.



Material

Black thermoplastic

Cable Range

.150-.250 [3.81-6.35] Dia.

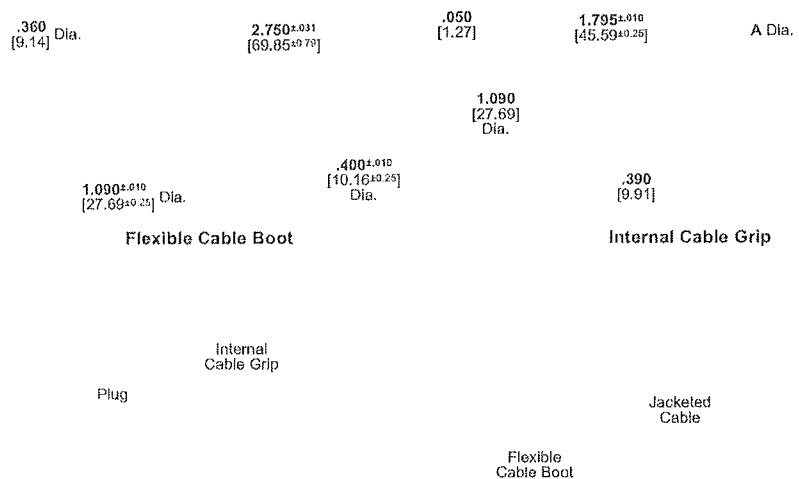
Part Numbers

- 207489-1 (Cable Boot)
- 207490-1 (Cable Grip)

CPC Connector Accessories

**Flexible Cable Boot and
Internal Cable Grip
(for Shell Size 17)**

Flexible cable boots, with internal cable grip installed, provide strain relief capabilities for jacketed cable in applications where aesthetic appearance is essential. They can be threaded onto plugs or receptacles.



Material

Black thermoplastic

Part Numbers

- 207241-1 (Cable Boot)
- 207387-1 (Cable Grip)
- A Dia. = .325 [8.26] for cable range of .200-.250 [5.08-6.35]
- 207387-2 (Cable Grip)
- A Dia. = .385 [9.78] for cable range of .250-.350 [6.35-8.89]

Note: All part numbers
are RoHS Compliant.



CPC Connector Accessories (Continued)

Keying Plugs

Keying plugs are used to provide keying capabilities for all connector series. Keying plugs are used in socket cavities of standard sex plugs and reverse sex receptacles, except when used with sealing caps.

1.000
[25.4]

Material

Nylon, natural, UL 94V-2 rated

Series 1 and Series 4 Keying Plug
(for Types III+ and Subminiature COAXICON Contacts)
Part No. 200821-1

.200^{+0.010}
[5.08^{+0.25}]

.053^{+0.001}
[1.35^{+0.03}]
Dia.

.116 Max.
[2.95] Dia.

Material

Polyphenylene oxide, white,
UL 94V-1 rated

Series 2 Keying Plug
(for Size 20 DM and 20 DF Contacts)

Part No. 206509-1

1.733 Max.
[44.01]

Material

(206508-1) Nylon, natural, UL 94V-2
rated
(207597-1) Thermoplastic, black,
UL 94V-0 rated

Series 3 and Series 4 Keying Plugs
(for Type XII Contacts)

Part Nos. 206508-1 (Socket Cavities)—Shown Above
207597-1 (Pin Cavities)