



Micro Commercial Components



Micro Commercial Components
20736 Marilla Street Chatsworth
CA 91311
Phone: (818) 701-4933
Fax: (818) 701-4939

1N4148W

High Speed Switching Diode 400mW

Features

- Fast switching speed
- Surface Mount Package Ideally Suited for Automatic Insertion
- For general purpose switching applications
- High conductance
- Lead Free Finish/RoHS Compliant("P" Suffix designates RoHS Compliant. See ordering information)

Mechanical Data

- Epoxy meets UL 94 V-0 flammability rating
- Moisture Sensitivity Level 1
- Terminals: Solderable per MIL-STD-202, Method 208
- Polarity: Indicated by Cathode Band
- Weight: 0.01 grams (approx.)
- Marking Code: T4,A2

Absolute maximum Ratings

Symbol	Parameter	Rating	Unit
V_{RM}	Peak Repetitive Reverse Voltage	100	V
V_R	DC Reverse Blocking Voltage	100	V
$V_{R(RMS)}$	RMS Reverse Voltage	71	V
I_{FM}	Peak Forward Current	300	mA
I_O	Average Rectified Output Current	150	mA
I_{FSM}	Forward Surge Current @1us @1s	2 1	A
P_D	Power Dissipation	400	mW
$R_{\theta ja}$	Thermal Resistance Junction to Ambient	312.5	$^{\circ}C/W$
T_J	Operating Junction Temperature	-65 to +150	$^{\circ}C$
T_{STG}	Storage Temperature	-65 to +150	$^{\circ}C$

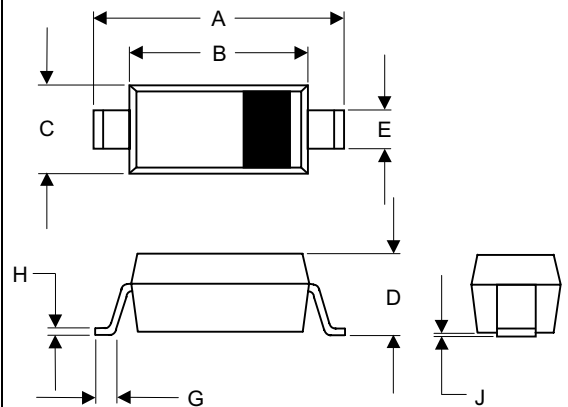
Electrical Characteristics @ 25°C Unless Otherwise Specified

Symbol	Parameter	Min	Max	Units
--------	-----------	-----	-----	-------

OFF CHARACTERISTICS

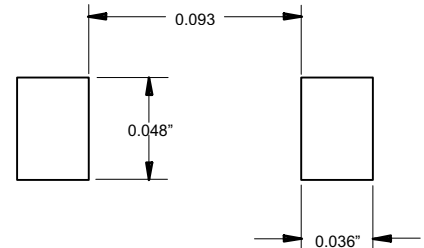
V_F	Forward Voltage Drop ($I_F=1mA_{dc}$) ($I_F=10mA_{dc}$) ($I_F=50mA_{dc}$) ($I_F=150mA_{dc}$)	---	0.715 0.855 1.00 1.25	Vdc
I_R	Reverse Current ($V_R=75V_{dc}, T=25^{\circ}C$) ($V_R=20V_{dc}, T=25^{\circ}C$) ($V_R=75V_{dc}, T=150^{\circ}C$)	---	1.0 0.025 50	μA_{dc}
C_T	Total Capacitance ($V_R=0V_{dc}, f=1.0MHz$)	---	2.0	pF
T_{rr}	Reverse Recovery Time ($I_{rr}=0.1I_R, I_F=I_R, R_L=100\Omega$)	---	4.0	ns

SOD123

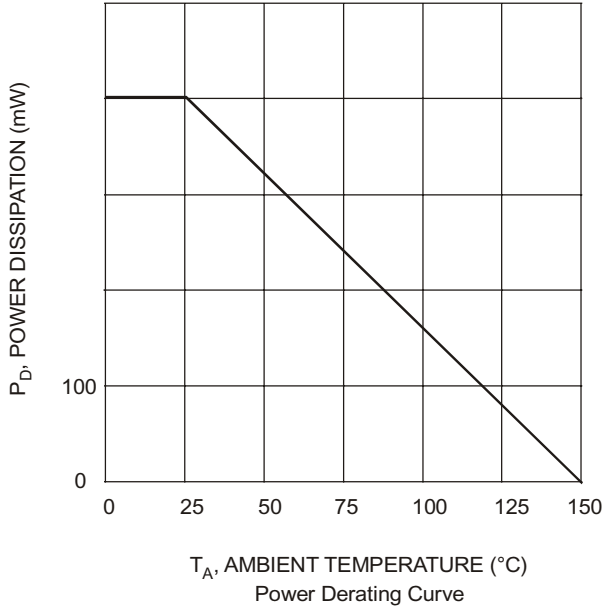


DIM	INCHES		MM		NOTE
	MIN	MAX	MIN	MAX	
A	.140	.152	3.55	3.85	
B	.100	.112	2.55	2.85	
C	.055	.071	1.40	1.80	
D	----	.053	----	1.35	
E	.012	.031	0.30	.78	
G	.006	----	0.15	----	
H	----	.01	----	.25	
J	----	.006	----	.15	

SUGGESTED SOLDER PAD LAYOUT



1N4148W



T_A , AMBIENT TEMPERATURE ($^{\circ}C$)
Power Derating Curve



Micro Commercial Components

Ordering Information :

Device	Packing
Part Number-TP	Tape&Reel: 3Kpcs/Reel

*****IMPORTANT NOTICE*****

Micro Commercial Components Corp. reserves the right to make changes without further notice to any product herein to make corrections, modifications , enhancements , improvements , or other changes . **Micro Commercial Components Corp .** does not assume any liability arising out of the application or use of any product described herein; neither does it convey any license under its patent rights ,nor the rights of others . The user of products in such applications shall assume all risks of such use and will agree to hold **Micro Commercial Components Corp .** and all the companies whose products are represented on our website, harmless against all damages.

*****LIFE SUPPORT*****

MCC's products are not authorized for use as critical components in life support devices or systems without the express written approval of Micro Commercial Components Corporation.

*****CUSTOMER AWARENESS*****

Counterfeiting of semiconductor parts is a growing problem in the industry. Micro Commercial Components (MCC) is taking strong measures to protect ourselves and our customers from the proliferation of counterfeit parts. MCC strongly encourages customers to purchase MCC parts either directly from MCC or from Authorized MCC Distributors who are listed by country on our web page cited below. Products customers buy either from MCC directly or from Authorized MCC Distributors are genuine parts, have full traceability, meet MCC's quality standards for handling and storage. **MCC will not provide any warranty coverage or other assistance for parts bought from Unauthorized Sources.** MCC is committed to combat this global problem and encourage our customers to do their part in stopping this practice by buying direct or from authorized distributors.