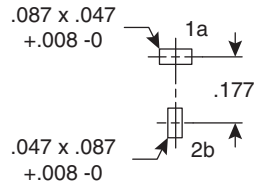
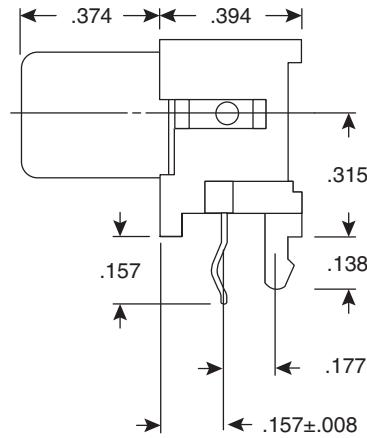
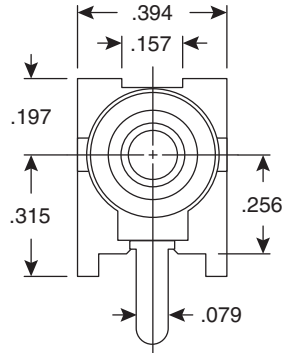


Snap-In Phono Jacks

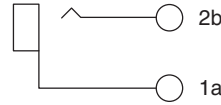
161-0096, 161-0097, 161-0098, 161-0099



Snap-In Phono Jacks



PCB Hole Layout



Circuit Diagram

Dimensions: In.

SPECIFICATIONS

Type:	Snap-In Mount Phono
Dielectric Strength:	500VAC for 1 Minute
Insulation Resistance:	100MΩ @ 500VDC
Contact Resistance:	30mΩ max. @ 1A/500VDC
Housing:	Reinforced Glass Fiber
Sleeve:	Nickel Plated Steel
Tip Contact:	Nickel Plated Spring Brass

MOUSER STOCK NO.	Insulator Color
161-0096	Red
161-0097	Black
161-0098	White
161-0099	Yellow

Date Last Revised: 4-19-05

Available from Mouser Electronics
1-800-346-6873
www.mouser.com

KC-300562

161-0096, 161-0097, 161-0098, 161-0099