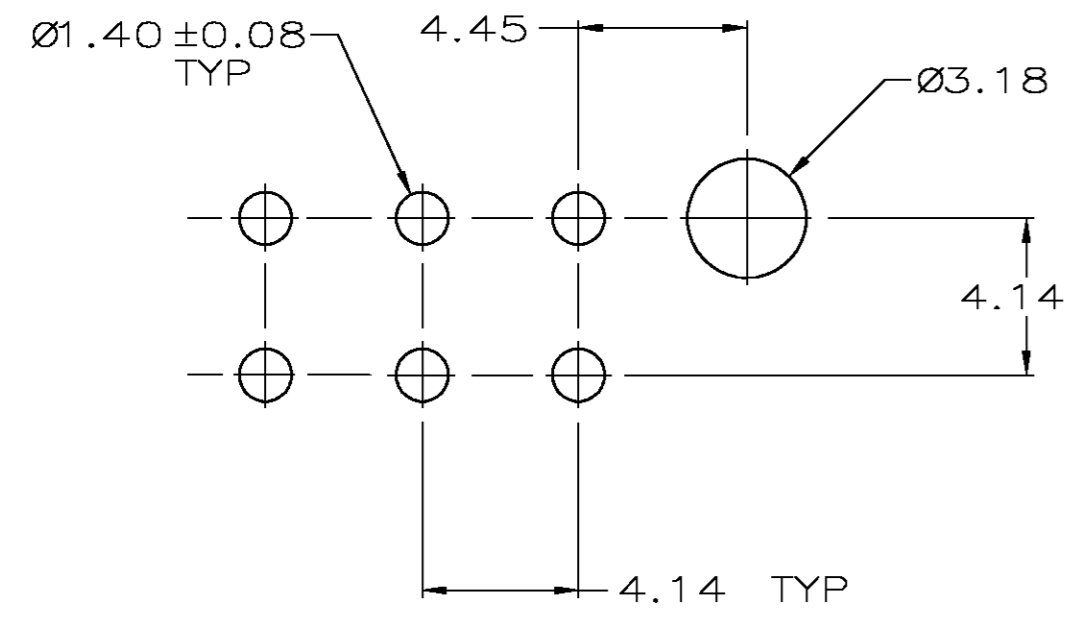
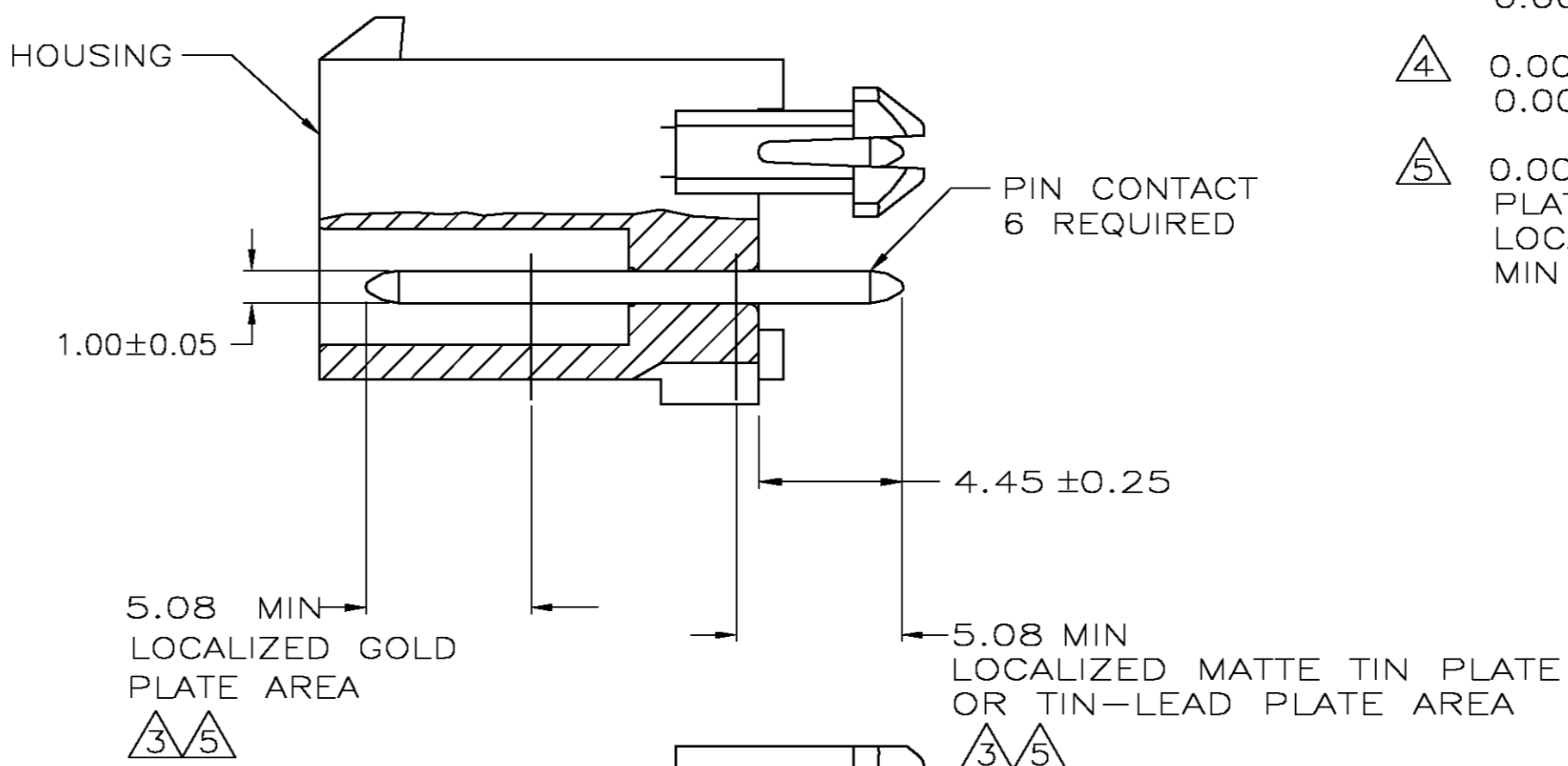
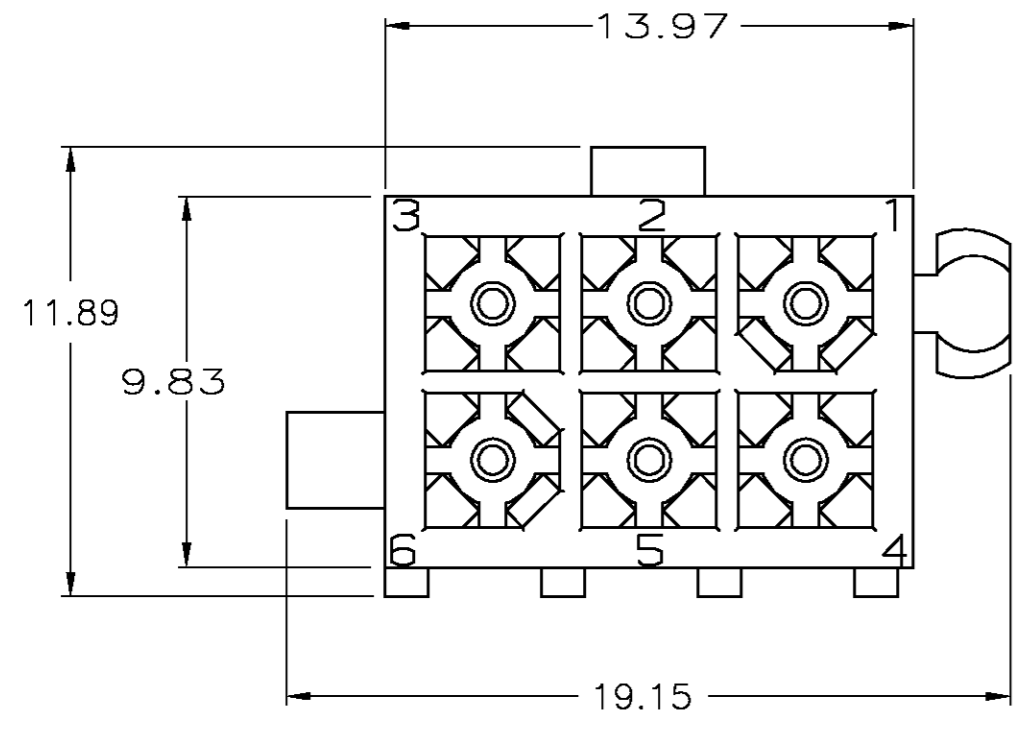


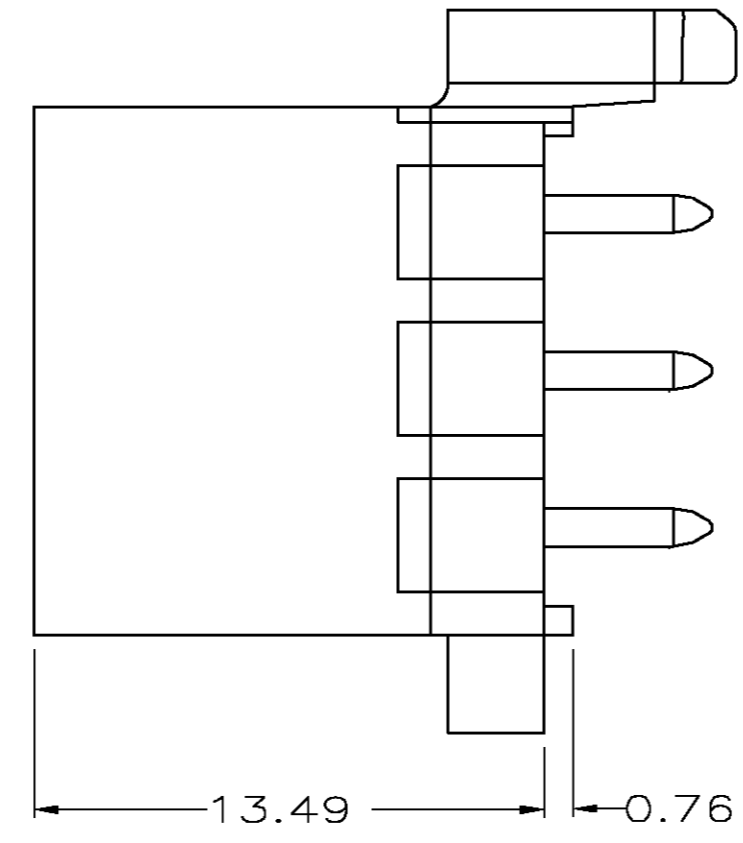
THIS DRAWING IS UNPUBLISHED. RELEASED FOR PUBLICATION
 © COPYRIGHT BY TYCO ELECTRONICS CORPORATION. ALL RIGHTS RESERVED.

LOC		DIST		REVISIONS			
P	LTR	DESCRIPTION		DATE	DWN	APVD	
CM	0	L		REVISED PER 0G3B-0211-05	6/8/05	SS	RJ

- PINS TO COMPLY WITH AMP SOLDERABILITY SPEC. 109-11-3.
- 0.00381 MIN MATTE TIN LEAD PLATE OVER 0.00127 MIN NICKEL.
- 0.00076 MIN GOLD PLATE IN THE LOCALIZED PLATE AREA, 0.00381 MATTE TIN LEAD IN THE LOCALIZED PLATE AREA, BOTH OVER 0.00127 MIN NICKEL.
- 0.00381 MIN MATTE TIN PLATE OVER 0.00127 MIN NICKEL.
- 0.00076 MIN GOLD PLATE IN THE LOCALIZED PLATE AREA, 0.00381 MATTE TIN IN THE LOCALIZED PLATE AREA, BOTH OVER 0.00127 MIN NICKEL.



RECOMMENDED LAYOUT FOR 1.57 THICK BOARD
 TOLERANCES NON-ACCUMULATIVE



MATERIAL	FINISH	MATERIAL	COLOR	PART NO.
BRASS, GOLD	5	NYLON, UL94V-0	WHITE	1-770178-1
BRASS, TIN	4	NYLON, UL94V-0	WHITE	1-770178-0
BRASS, GOLD	3	NYLON, UL94V-0	WHITE	770178-2
BRASS, TIN-LEAD	2	NYLON, UL94V-0	WHITE	770178-1

THIS DRAWING IS A CONTROLLED DOCUMENT.

DIMENSIONS: mm	TOLERANCES UNLESS OTHERWISE SPECIFIED:	DWN: S CARPENTER	OBJUN05	Tyco Electronics Corporation Harrisburg, Pa 17105-3608
		CHK: R JONES	28JUL2003	
		APVD: R JONES	28JUL2003	
		PRODUCT SPEC		
MATERIAL: -	FINISH: -	APPLICATION SPEC		NAME: HEADER ASSEMBLY, 6 CKT, MINI UNIVERSAL, MATE-N-LOK
		WEIGHT: -		SIZE: A2
		CUSTOMER DRAWING		CAGE CODE: 00779
				DRAWING NO: C=770178
				RESTRICTED TO: -
				SCALE: 5:1
				SHEET: 1 OF 1
				REV: L