


Signaling and Control Modules


EGT 1

Switch and toggle module




EGL

Lamp module

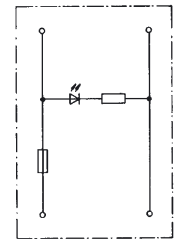
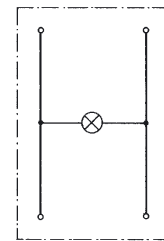


EGS

Fuse module with indicator



Circuit diagram



Ordering data	Type	Schaltfunktion	Cat. No.	Qty.	Type	Cat. No.	Qty.	Type	Cat. No.	Qty.
	EGT 0	1 NC, 1 NO	8002290000	10	EGL 230 V~	0104460000	10	EGS 230 V~	1115860000	10
	EGT 1	One-wax switch	0126360000	10	EGL 24 V0	0126860000	10	EGS 24 V~	0193860000	10
	EGT 2	Changeover con., switch	0104060000	10				EGS 42 V~	8029370000	10
	EGT 3	Changeover contact, off-position in centre, two-sided switching	0104160000	10						
	EGT 4	Changeover contact, off-position in centre, one-side toggle, one-side switch	0104360000	10						
	EGT 5	Changeover contact, off-position in centre, two-sided toggle	0104260000	10						
	EGT 6	Changeover contact, toggle	0114660000	10						
Rated data	max. 250 V~				230 V~ or 24 V0			230 V~ or 24 V~ or 42 V~		
Input voltage					6 A			max. 6.3 A		
Rated current	EGT 0 EGT 1 to EGT 6							Fuse 5 x 20 mm		
	I _{max} : 3 A/250 V~ resistive load 6 A/250 V~									
	5 A/30 V~ inductive load 4 A/250 V~									
Max. downstream changing capacitor										
Max. load current										
Current surge value										
Forward anode voltage										
Output voltage										
Storage temperature	-40 °C...+100 °C				-40 °C...+100 °C			-40 °C...+100 °C		
Ambient temperature										
- rowed on TS rail without clearance	-25 °C...+85 °C				-25 °C...+85 °C			-25 °C...+55 °C		
- rowed on TS rail with clearance x 20 mm	-25 °C...+85 °C				-25 °C...+85 °C			-25 °C...+65 °C		
Insulation coordination acc. to EN 50 178										
Overtoltage category								I		
Pollution severity								2		
Dimensions/connection data										
See page 306	Fig. I				Fig. I			Fig. I		